

- SECURITY ROUGH-IN NOTES**
- 4 SQUARE J-BOX @ 0'-6" ABOVE FINISHED CEILING, VERIFY WITH ARCHITECT.
 - DBL GANG BOX, PROVIDE SNGL GANG REDUCER RING IF NEEDED BY SECURITY DEVICE. COORDINATE WITH ARCHITECT TO MEET ADA REQUIREMENTS.

1

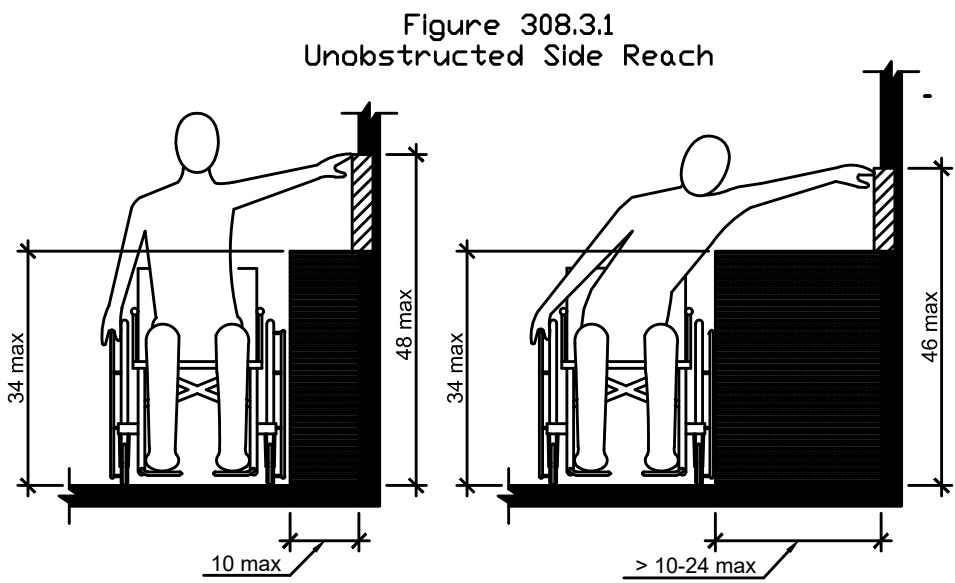
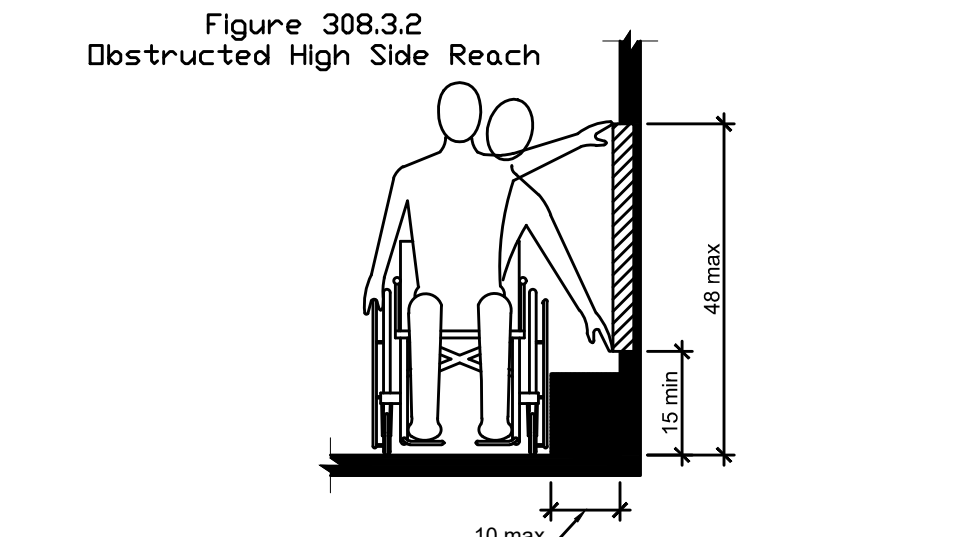
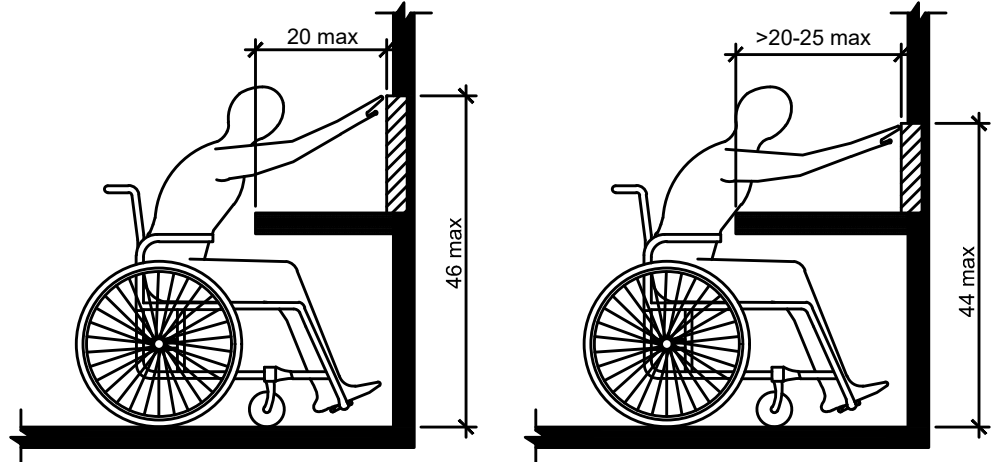
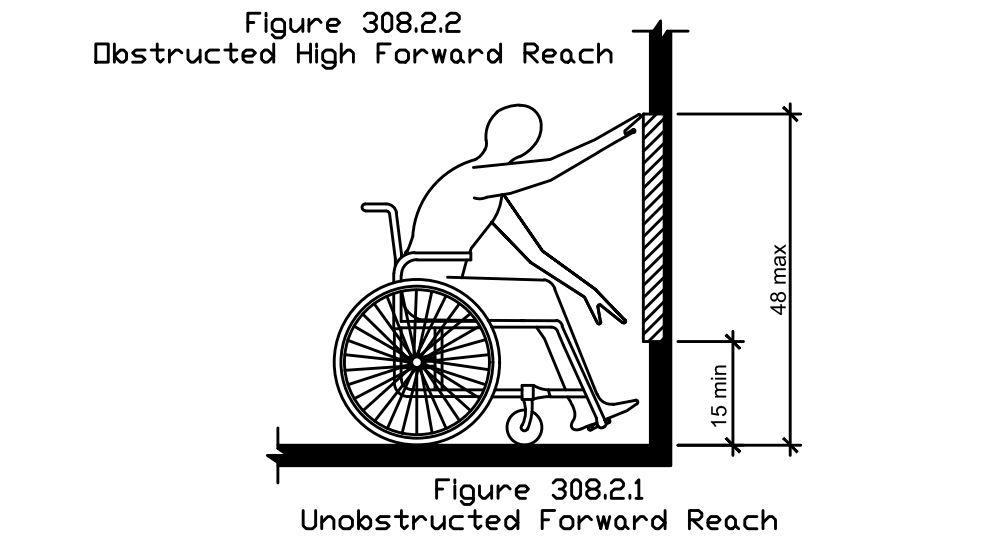
T1.22

ACCESS CONTROL ROUGH-IN ELEVATION

SCALE: NOT TO SCALE

⚠

REFER TO ARCHITECTURAL DOOR SCHEDULE AND PROVIDE ROUGH-TO MEET SPECIFIED DOOR HARDWARE



1

E1.22

ADA REACH REQUIREMENTS

NO SCALE

308.2 Forward Reach.

308.2.1 Unobstructed. Where a forward reach is unobstructed, the high forward reach shall be 48" maximum and the low forward reach shall be 15" minimum above the floor or ground.

308.2.2 Obstructed High Reach. Where a high forward reach is over an obstruction, the clear floor or ground space shall extend beneath the element for a distance not less than the required reach depth over the obstruction. The high forward reach shall be 48" maximum where the reach depth is 20" maximum. Where the reach depth exceeds 20", the high forward reach shall be 44" maximum and the reach depth shall be 25" maximum.

308.3 Side Reach.

308.3.1 Unobstructed. Where a clear floor or ground space allows a parallel approach to an element and the side reach is unobstructed, the high side reach shall be 48" maximum and the low side reach shall be 15" minimum above the floor or ground.

Exception: Existing elements shall be permitted at 54" maximum above the floor or ground.


308.3.2 Obstructed High Reach. Where a clear floor or ground space allows a parallel approach to an object and the high side reach is over an obstruction, the height of the obstruction shall be 34" maximum and the depth of the obstruction shall 24" maximum. The high side reach shall be 48" maximum for a reach depth of 10" maximum. Where the reach depth exceeds 10", the high side reach shall be 46" maximum for a reach depth of 24" maximum.

⚠

FIRE ALARM AND DETECTION SYSTEM SHOWN ON PLAN(S) ARE FOR DESIGN INTENT ONLY. THIS IS A DEFERRED SUBMITTAL SYSTEM REQUIRING THE CONTRACTOR TO COMPLETE THE PERMIT READY DESIGN AND CALCULATIONS AS REQUIRED PER THE AUTHORITY HAVING JURISDICTION. VERIFY BUILDING OCCUPANCY TYPE AND OCCUPANT LOAD WITH ARCHITECTURAL PLANS.

M
F
I
A
INC. Consulting Engineers
2007 S.E. Ash St.
Portland, OR 97214
PHN: (503) 234-0548
FAX: (503) 234-0877
CONTACT: GARY ADOVNIK

275 COURT ST. NE
SALEM, OR 97301-3442
P: 503.390.6500
www.studio3architecture.com



PROJECT # 2017-053
DATE: 11/06/2019

- REVISIONS
- △ PLAN REVIEW 01.24.2020
 - △ PLAN REVIEW 03.13.2020
 - △ PLAN REVIEW 04.24.2020
 - △ PLAN REVIEW 08.10.2020
 - △ PLAN REVIEW 09.17.2020

SHEET: