



Highline® Pressure-Lite® Toilet K-3493-T

Features

- Vitreous china.
- Elongated bowl.
- Equipped with Sloan FLUSHMATE®– Sloan® Valve Company.
- Polished chrome trip lever.
- Less seat and supply.
- Tank cover locks.
- 12" (305 mm) rough-in.
- 1.6 gpf (6.0 lpf).
- 2-1/4" (57 mm) glazed trapway.
- 12" (305 mm) x 10" (254 mm) water area.
- 30-1/8" (765 mm) x 21-1/4" (540 mm) x 31-1/4" (794 mm).

Optional Accessories

K-4650 Toilet Seat

K-7637 Angle Supply with Stop (single)

Components

Product includes:

K-4304 Toilet Bowl

K-4645-T Toilet Tank

Additional included component/s: Tank cover, Trip lever, Tank accessory pack, Bolt cap accessory pack, and Equipped with Sloan FLUSHMATE® – Sloan® Valve Company.



ADA

CSA B651

OBC

Codes/Standards

ASME A112.19.2/CSA B45.1

DOE - Energy Policy Act 1992

ADA

ICC/ANSI A117.1

CSA B651





OBC

KOHLER® One-Year Limited Warranty

See website for detailed warranty information.

Available Color/Finishes

Color tiles intended for reference only.

Color	Code	Description
	0	White
	96	Biscuit
	47	Almond
	7	Black Black™

