

GENERAL NOTES:

- A. ROUTE CONDENSATE DRAINS TO NEAREST SINK TAIL PIECE OR CLOTHES WASHER BOX.

PLAN NOTES:

- (A) — WASTE FROM FIXTURE STACK ABOVE, ROUTE TO BELOW
- (B) — SEE DOMESTIC WATER RISER DETAIL 9/P4.0 FOR LAUNDRY ROOM RISER.
- (C) — 1-1/2" HWR WITH BALANCING VALVE FOR EACH RISER STACK, SET BALANCING VALVES TO 1.5 GPM.
- (D) — SEE UNIT DISTRIBUTION DETAIL 3/P6.1.
- (E) — OFFSET CW AND HW RISERS AS NEEDED FOR ROUTING
- (F) — OFFSET W AND V RISERS AS NEEDED FOR ROUTING
- (G) — GUTTER DOWNSPOUT, SIZE SHOWN FOR REFERENCE ONLY
- (H) — ROUTE VENT RISERS TO 3" VENT MANIFOLD. OFFSET AS REQUIRED AND COMBINE MULTIPLE VENT RISERS PRIOR TO VENTING THROUGH ROOF. COORDINATE VTR'S WITH ROOF TOP EQUIPMENT. TYPICAL.
- (J) — ROUTE VENT RISERS UP. OFFSET AS REQUIRED AND COMBINE MULTIPLE VENT RISERS PRIOR TO VENTING THROUGH ROOF. COORDINATE VTR'S WITH ROOF TOP EQUIPMENT. TYPICAL.
- (K) — SEE WATER HEATER DETAIL 1/P6.1.
- (L) — SEE GAS PIPING DIAGRAM 10/P6.1.
- (M) — FOR GAS CONNECTION SEE 2/M6.2.
- (N) — PROVIDE 3/4" DCW WITH SHUT-OFF VALVE TO HOSE BIBB. SEE ARCHITECTURAL PLANS FOR LOCATIONS.
- (O) — PROVIDE 1 1/4" CW & 1" HW WITH SHUT-OFF VALVE(S) FOR LAUNDRY.

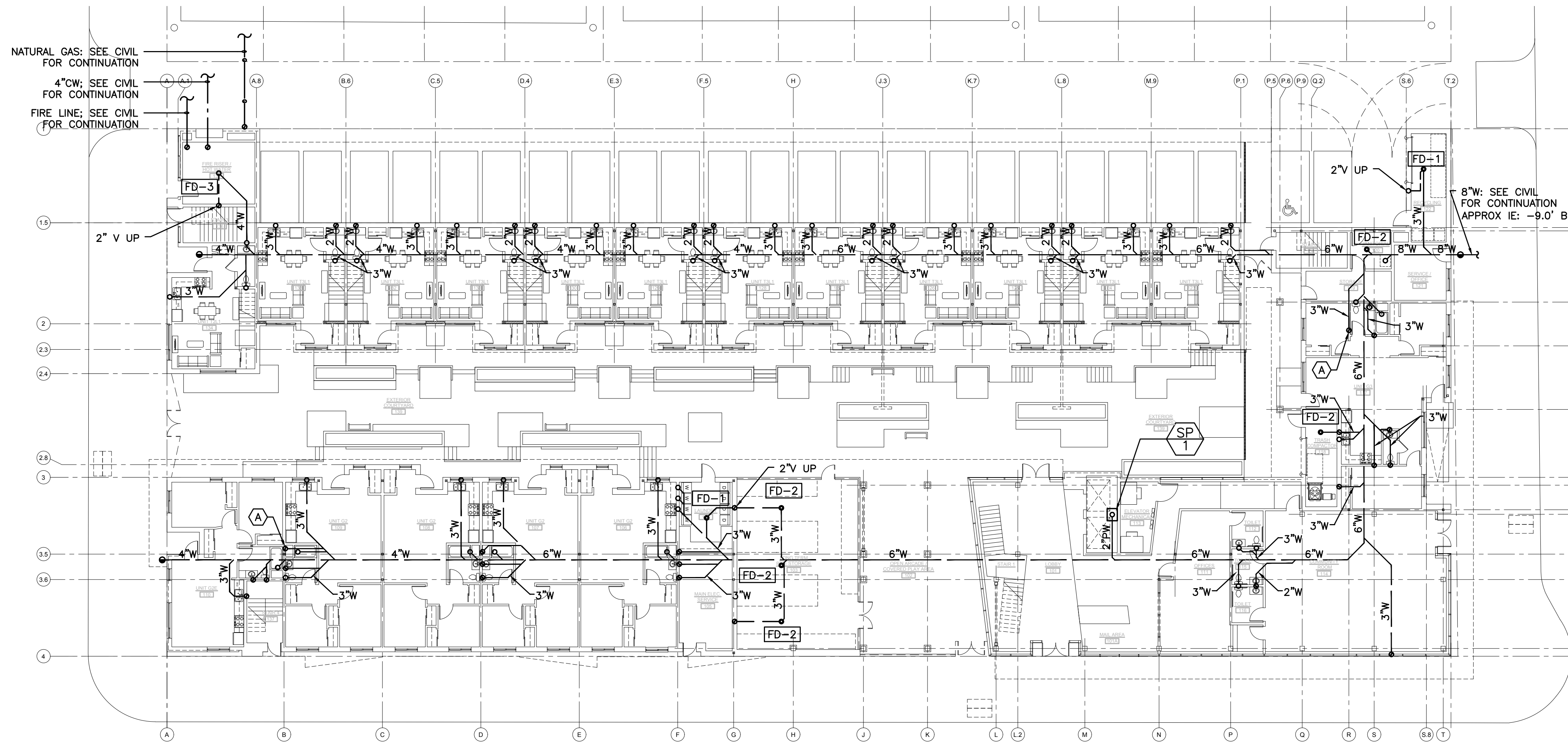
RISER DETAILS:

SEE SHEET $\frac{X}{P4.0}$ FOR DOMESTIC WATER RISER DIAGRAMS

$\frac{X}{\diamond}$ = RISER NUMBER

SEE SHEET $\frac{X}{P5.0}$ FOR WASTE/VENT RISER DIAGRAMS

$\frac{\#}{\diamond}$ = RISER NUMBER



1 UNDERSLAB PLUMBING PLAN
P1.0 SCALE: 1/16"=1'-0"

KING+PARKS MULTI-FAMILY RESIDENCES

PROJECT SITE: NE Martin Luther King Jr. Boulevard & N Rosa Parks Way
OWNER: Portland Community Reinvestment Initiatives Inc. (PCRI)
6329 NE Martin Luther King Jr. Blvd. Portland, Oregon 97211



PROJECT NO. 16-0602
ISSUE DATE 01.05.2017

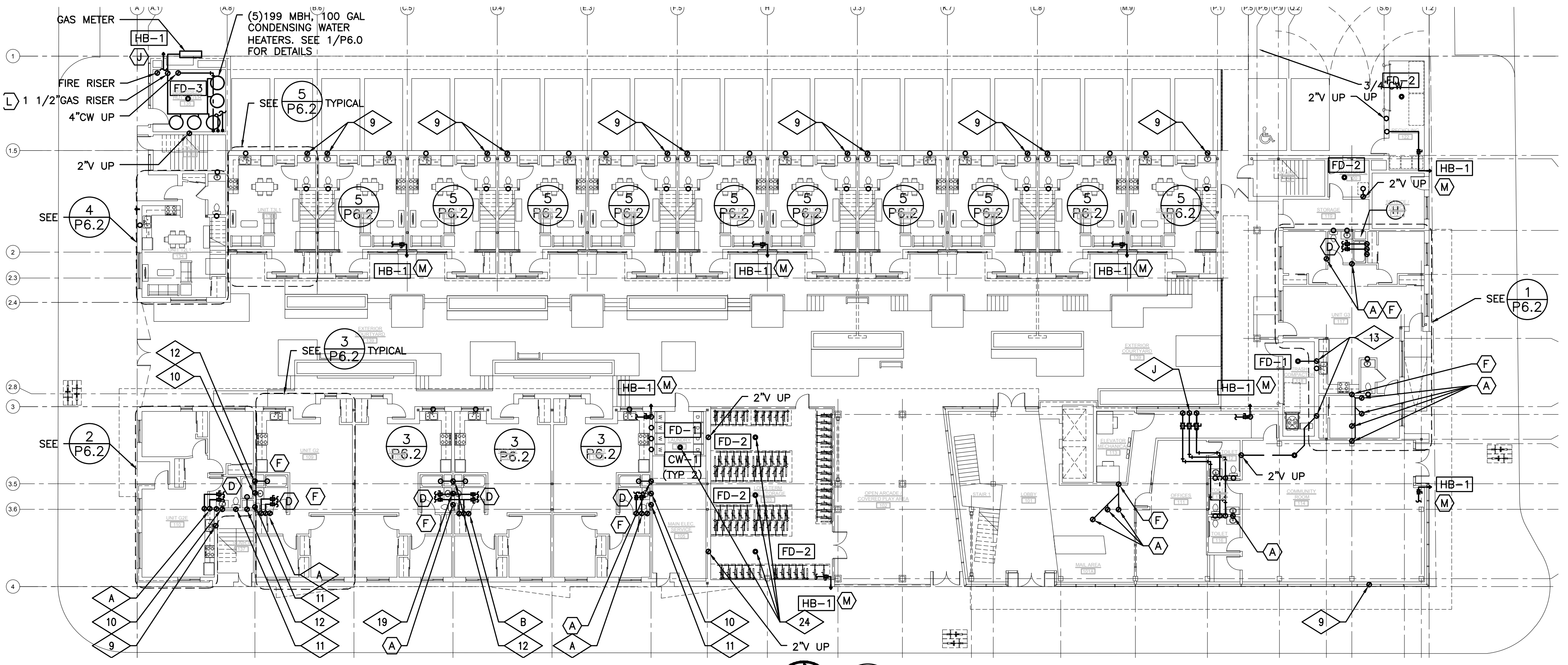
REVISIONS

SHEET
PLUMBING
UNDERSLAB PLAN
P1.0
NOT FOR CONSTRUCTION
PRELIMINARY
© MERRYMAN BARNES ARCHITECTS, INC.

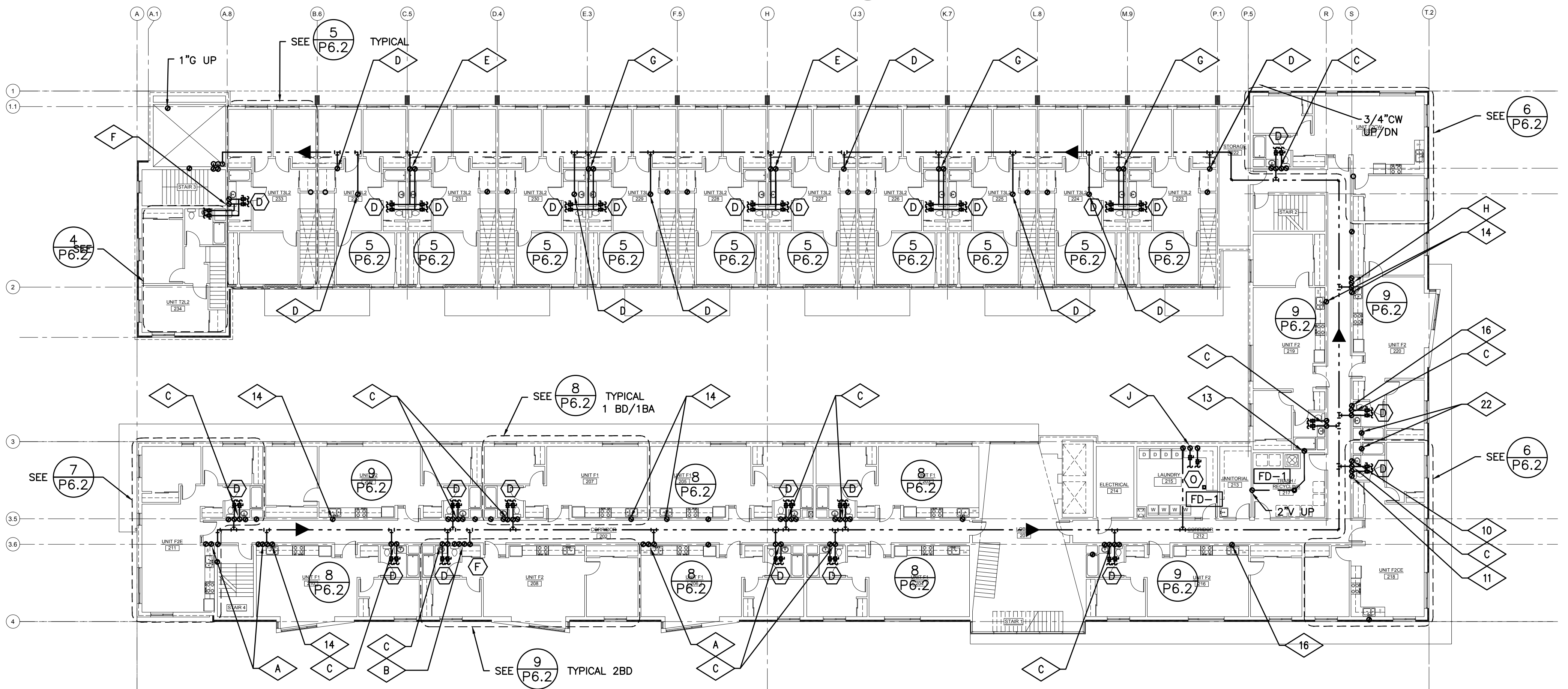
Merryman Barnes Architects
Consulting Engineers
2007 S.E. Ash St.
Portland, OR 97214
PHN: (503) 234-0548
FAX: (503) 234-0677
INC. WWW.MBIA-ENG.COM
CONTACT: Takako Baker

MERRYMAN BARNES ARCHITECTS 4713 N ALBINA AVE SUITE 304 PORTLAND, OREGON 97217 P. 503.222.3733 WWW.MERRYMANBARNESARCHITECTS.COM

PRELIMINARY
NOT FOR
CONSTRUCTION



1 FIRST FLOOR PLUMBING PLAN
SCALE: 1/16" = 1'-0"



2 SECOND FLOOR PLUMBING PLAN
SCALE: 1/16" = 1'-0"

GENERAL NOTES:

- A. ROUTE CONDENSATE DRAINS TO NEAREST SINK TAIL PIECE OR CLOTHES WASHER BOX.

PLAN NOTES:

- (A) — WASTE FROM FIXTURE STACK ABOVE, ROUTE TO BELOW
- (B) — SEE DOMESTIC WATER RISER DETAIL 9/P4.0 FOR LAUNDRY ROOM RISER.
- (C) — 1-1/2" HWR WITH BALANCING VALVE FOR EACH RISER STACK, SET BALANCING VALVES TO 1.5 GPM.
- (D) — SEE UNIT DISTRIBUTION DETAIL 3/P6.1.
- (E) — OFFSET CW AND HW RISERS AS NEEDED FOR ROUTING
- (F) — OFFSET W AND V RISERS AS NEEDED FOR ROUTING
- (G) — GUTTER DOWNSPOUT, SIZE SHOWN FOR REFERENCE ONLY
- (H) — ROUTE VENT RISERS TO 3" VENT MANIFOLD. OFFSET AS REQUIRED AND COMBINE MULTIPLE VENT RISERS PRIOR TO VENTING THROUGH ROOF. COORDINATE VTR'S WITH ROOF TOP EQUIPMENT. TYPICAL.
- (J) — ROUTE VENT RISERS UP. OFFSET AS REQUIRED AND COMBINE MULTIPLE VENT RISERS PRIOR TO VENTING THROUGH ROOF. COORDINATE VTR'S WITH ROOF TOP EQUIPMENT. TYPICAL.
- (K) — SEE WATER HEATER DETAIL 1/P6.1.
- (L) — SEE GAS PIPING DIAGRAM 10/P6.1.
- (M) — FOR GAS CONNECTION SEE 2/M6.2.
- (N) — PROVIDE 3/4" DCW WITH SHUT-OFF VALVE TO HOSE BIBB. SEE ARCHITECTURAL PLANS FOR LOCATIONS.
- (O) — PROVIDE 1 1/4" CW & 1" HW WITH SHUT-OFF VALVE(S) FOR LAUNDRY.

RISER DETAILS:

SEE SHEET **X** FOR DOMESTIC WATER RISER DIAGRAMS

X = RISER NUMBER

SEE SHEET **X** FOR WASTE/VENT RISER DIAGRAMS

= RISER NUMBER

KING+PARKS MULTI-FAMILY RESIDENCES

PROJECT SITE: NE Martin Luther King Jr. Boulevard & N Rosa Parks Way
OWNER: Portland Community Reinvestment Initiatives Inc. (PCRI)
6329 NE Martin Luther King Jr. Blvd. Portland, Oregon 97211

PROJECT NO. 16-0602
ISSUE DATE 01.05.2017

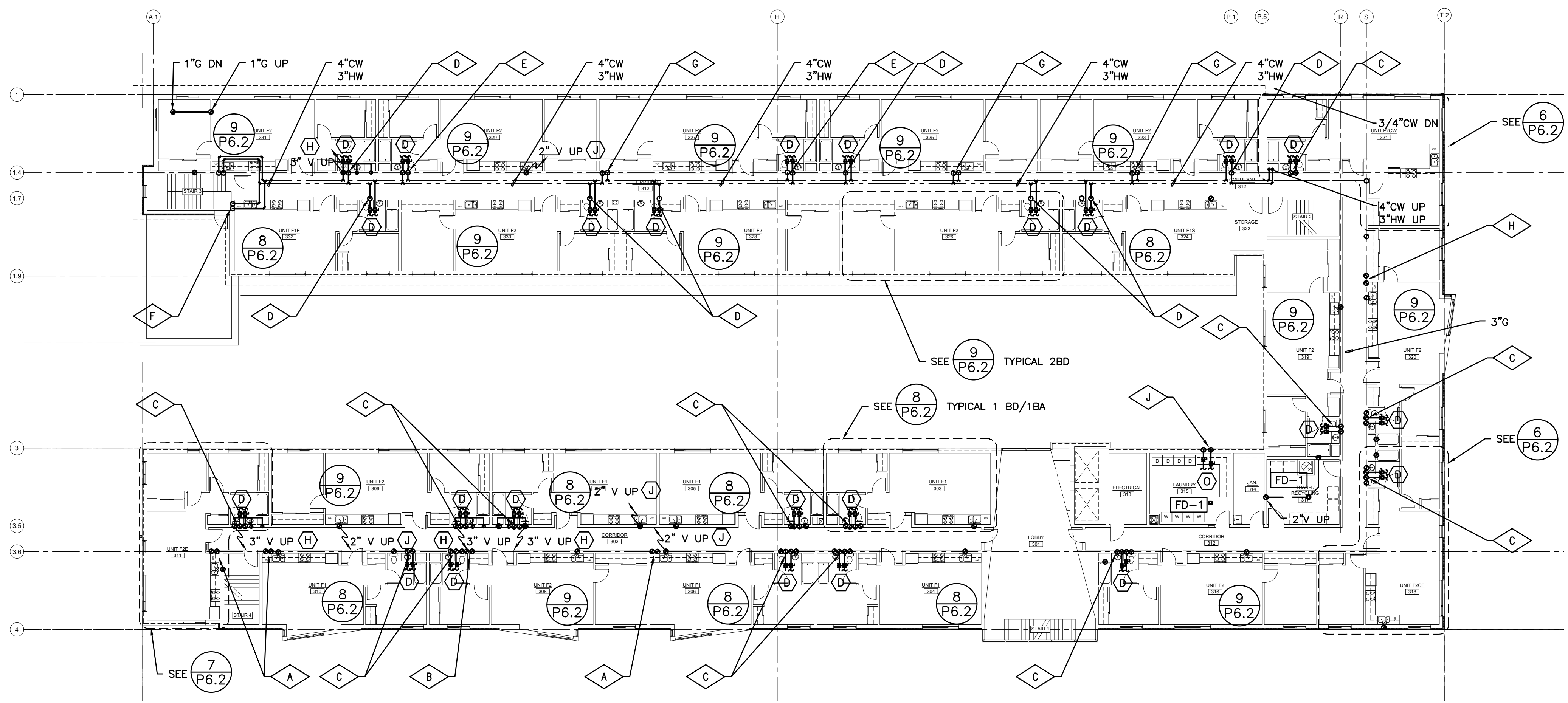
SHEET
PLUMBING
FLOOR PLANS
P2.0

NOT FOR CONSTRUCTION
PRELIMINARY
© MERRYMAN BARNES ARCHITECTS, INC.

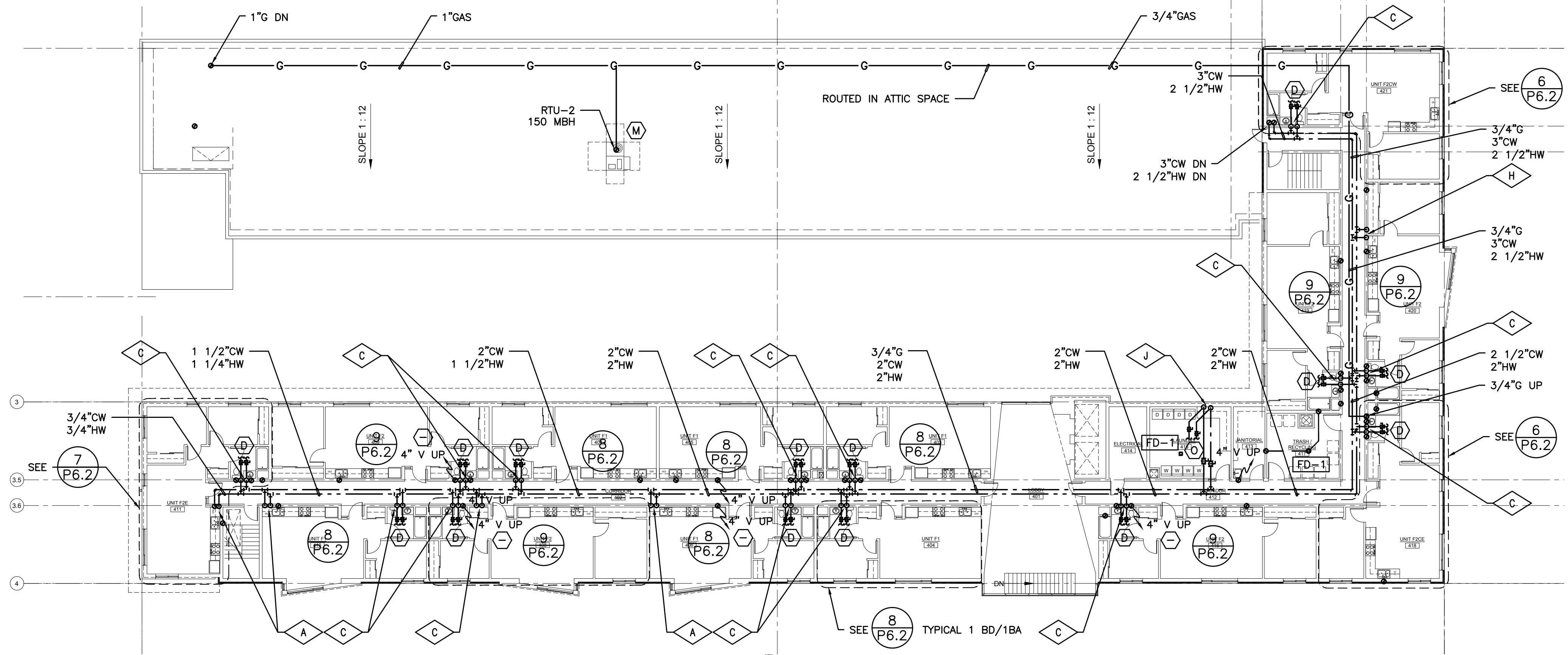
MBA Consulting Engineers
2007 S.E. Ash St.
Portland, OR 97214
PHN: (503) 234-0548
FAX: (503) 234-0677
INC. WWW.MBA-ENG.COM
CONTACT: Takako Baker

MERRYMAN BARNES ARCHITECTS 4713 ALBINA AVE SUITE 304 PORTLAND, OREGON 97217 P. 503.222.3753 WWW.MERRYMANBARNESARCHITECTS.COM

PRELIMINARY
NOT FOR
CONSTRUCTION



1 THIRD FLOOR PLUMBING PLAN
P2.1 SCALE: 1/16"=1'-0"



2 FOURTH FLOOR PLUMBING PLAN
P2.1 SCALE: 1/16"=1'-0"

GENERAL NOTES:

A. ROUTE CONDENSATE DRAINS TO NEAREST SINK TAIL PIECE OR CLOTHES WASHER BOX.

PLAN NOTES:

- (A) — WASTE FROM FIXTURE STACK ABOVE, ROUTE TO BELOW
- (B) — SEE DOMESTIC WATER RISER DETAIL 9/P4.0 FOR LAUNDRY ROOM RISER.
- (C) — 1-1/2" HWR WITH BALANCING VALVE FOR EACH RISER STACK, SET BALANCING VALVES TO 1.5 GPM.
- (D) — SEE UNIT DISTRIBUTION DETAIL 3/P6.1.
- (E) — OFFSET CW AND HW RISERS AS NEEDED FOR ROUTING
- (F) — OFFSET W AND V RISERS AS NEEDED FOR ROUTING
- (G) — GUTTER DOWNSPOUT, SIZE SHOWN FOR REFERENCE ONLY
- (H) — ROUTE VENT RISERS TO 3" VENT MANIFOLD. OFFSET AS REQUIRED AND COMBINE MULTIPLE VENT RISERS PRIOR TO VENTING THROUGH ROOF. COORDINATE VTR'S WITH ROOF TOP EQUIPMENT. TYPICAL.
- (J) — ROUTE VENT RISERS UP. OFFSET AS REQUIRED AND COMBINE MULTIPLE VENT RISERS PRIOR TO VENTING THROUGH ROOF. COORDINATE VTR'S WITH ROOF TOP EQUIPMENT. TYPICAL.
- (K) — SEE WATER HEATER DETAIL 1/P6.1.
- (L) — SEE GAS PIPING DIAGRAM 10/P6.1.
- (M) — FOR GAS CONNECTION SEE 2/M6.2.
- (N) — PROVIDE 3/4" DCW WITH SHUT-OFF VALVE TO HOSE BIBB. SEE ARCHITECTURAL PLANS FOR LOCATIONS.
- (O) — PROVIDE 1 1/4" CW & 1" HW WITH SHUT-OFF VALVE(S) FOR LAUNDRY.

RISER DETAILS:

SEE SHEET **X**/**P4.0** FOR DOMESTIC WATER RISER DIAGRAMS

X = RISER NUMBER

SEE SHEET **X**/**P5.0** FOR WASTE/VENT RISER DIAGRAMS

= RISER NUMBER

KING+PARKS MULTI-FAMILY RESIDENCES

PROJECT SITE: NE Martin Luther King Jr. Boulevard & N Rosa Parks Way
OWNER: Portland Community Reinvestment Initiatives Inc. (PCRI)
6329 NE Martin Luther King Jr. Blvd. Portland, Oregon 97211

PROJECT NO. 16-0602
ISSUE DATE 01.05.2017

REVISIONS
SHEET

PLUMBING
FLOOR PLANS

P2.1

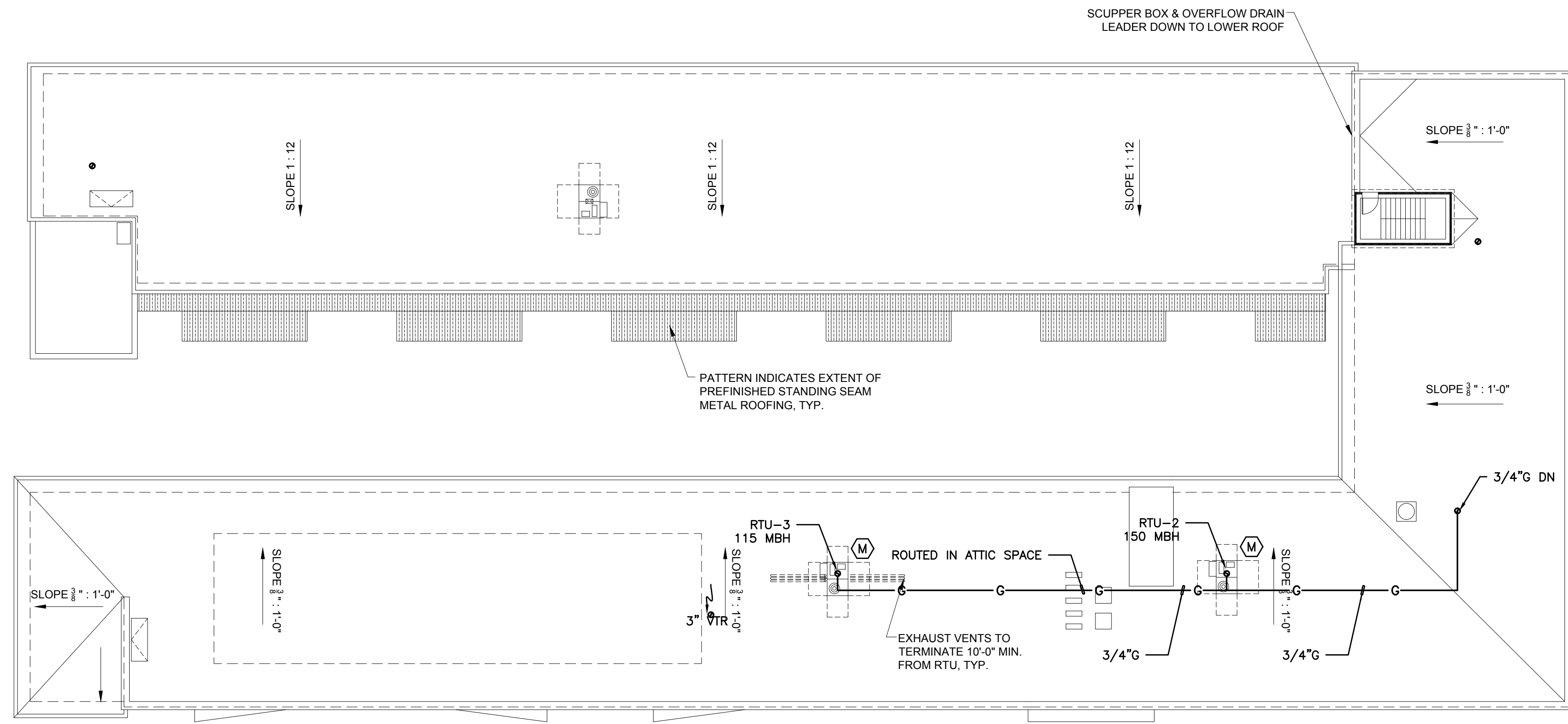
NOT FOR CONSTRUCTION

PRELIMINARY
© MERRYMAN BARNES ARCHITECTS, INC.

MBA Consulting Engineers
2007 S.E. Ash St.
Portland, OR 97214
PHN: (503) 234-0548
FAX: (503) 234-0677
INC. WWW.MBIA-ENG.COM
CONTACT: Takako Baker

MERRYMAN BARNES ARCHITECTS 475 N ALBINA AVE SUITE 304 PORTLAND, OREGON 97217 P. 503.222.3733 WWW.MERRYMANBARNESARCHITECTS.COM

PRELIMINARY
NOT FOR
CONSTRUCTION



1 ROOF PLUMBING PLAN
P3.0 SCALE: 1/16" = 1'-0"

GENERAL NOTES:

A. ROUTE CONDENSATE DRAINS TO NEAREST SINK TAIL PIECE OR CLOTHES WASHER BOX.

PLAN NOTES:

- (A) — WASTE FROM FIXTURE STACK ABOVE, ROUTE TO BELOW
- (B) — SEE DOMESTIC WATER RISER DETAIL 9/P4.0 FOR LAUNDRY ROOM RISER.
- (C) — 1-1/2" HWR WITH BALANCING VALVE FOR EACH RISER STACK, SET BALANCING VALVES TO 1.5 GPM.
- (D) — SEE UNIT DISTRIBUTION DETAIL 3/P6.1.
- (E) — OFFSET CW AND HW RISERS AS NEEDED FOR ROUTING
- (F) — OFFSET W AND V RISERS AS NEEDED FOR ROUTING
- (G) — GUTTER DOWNSPOUT, SIZE SHOWN FOR REFERENCE ONLY
- (H) — ROUTE VENT RISERS TO 3" VENT MANIFOLD. OFFSET AS REQUIRED AND COMBINE MULTIPLE VENT RISERS PRIOR TO VENTING THROUGH ROOF. COORDINATE VTR'S WITH ROOF TOP EQUIPMENT. TYPICAL.
- (J) — ROUTE VENT RISERS UP. OFFSET AS REQUIRED AND COMBINE MULTIPLE VENT RISERS PRIOR TO VENTING THROUGH ROOF. COORDINATE VTR'S WITH ROOF TOP EQUIPMENT. TYPICAL
- (K) — SEE WATER HEATER DETAIL 1/P6.1.
- (L) — SEE GAS PIPING DIAGRAM 10/P6.1.
- (M) — FOR GAS CONNECTION SEE 2/M6.2.
- (N) — PROVIDE 3/4" DCW WITH SHUT-OFF VALVE TO HOSE BIBB. SEE ARCHITECTURAL PLANS FOR LOCATIONS.
- (O) — PROVIDE 1 1/4" CW & 1" HW WITH SHUT-OFF VALVE(S) FOR LAUNDRY.

KING+PARKS MULTI-FAMILY RESIDENCES

PROJECT SITE: NE Martin Luther King Jr. Boulevard & N Rosa Parks Way
OWNER: Portland Community Reinvestment Initiatives Inc. (PCRI)
6329 NE Martin Luther King Jr. Blvd. Portland, Oregon 97211



PROJECT NO. 16-0602
ISSUE DATE 01.05.2017

REVISIONS

SHEET

PLUMBING
FLOOR PLANS

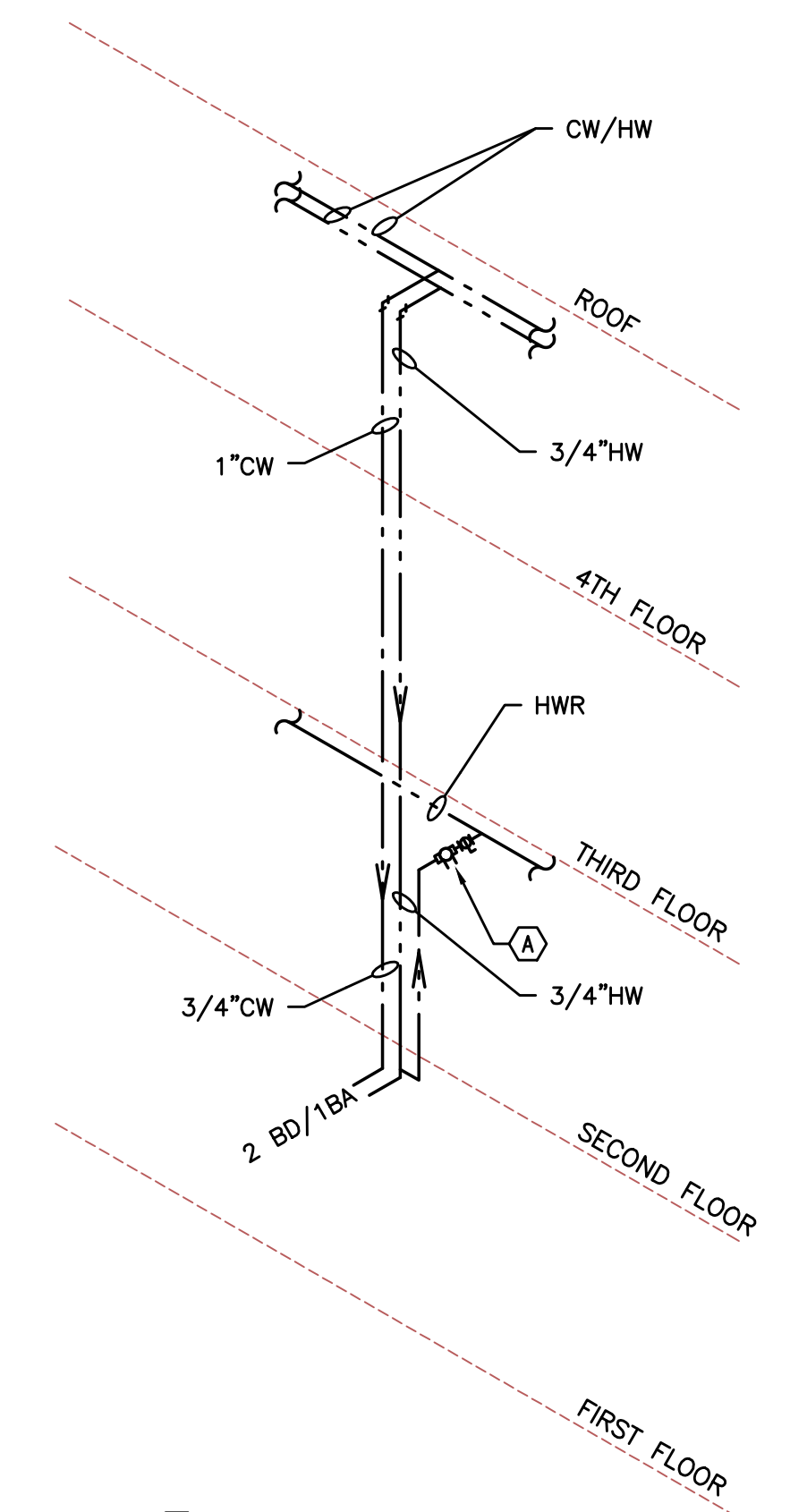
P3.0

NOT FOR CONSTRUCTION
PRELIMINARY
© MERRYMAN BARNES ARCHITECTS, INC.

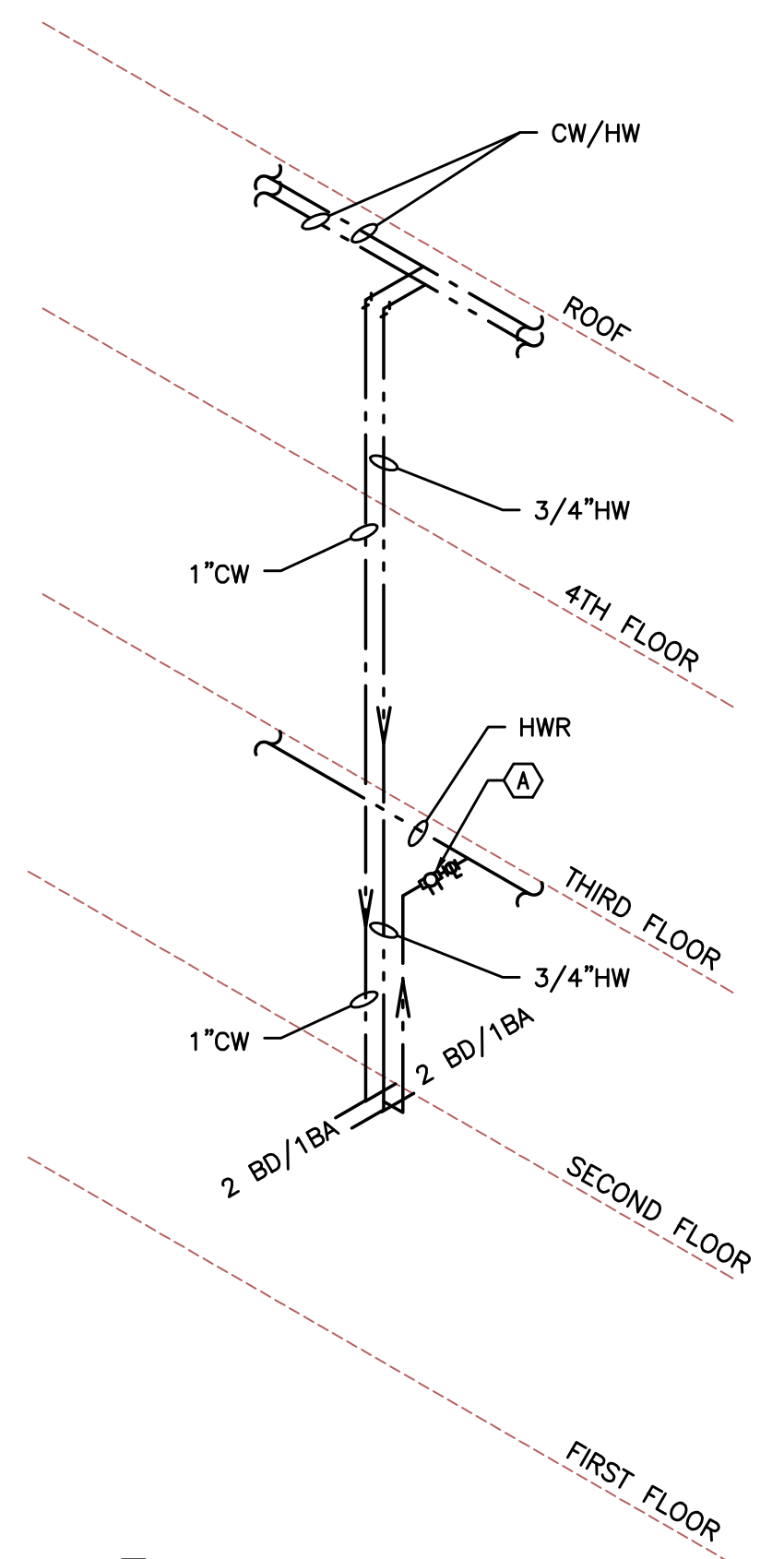
M Consulting Engineers
E 2007 S.E. Ash St.
A Portland, OR 97214
PHN: (503) 234-0548
FAX: (503) 234-0677
INC. WWW.MFIA-ENG.COM
CONTACT: Takako Baker

MERRYMAN BARNES ARCHITECTS 4713 N ALBINA AVE SUITE 304 PORTLAND, OREGON 97217 P. 503.222.3753 WWW.MERRYMANBARNESARCHITECTS.COM

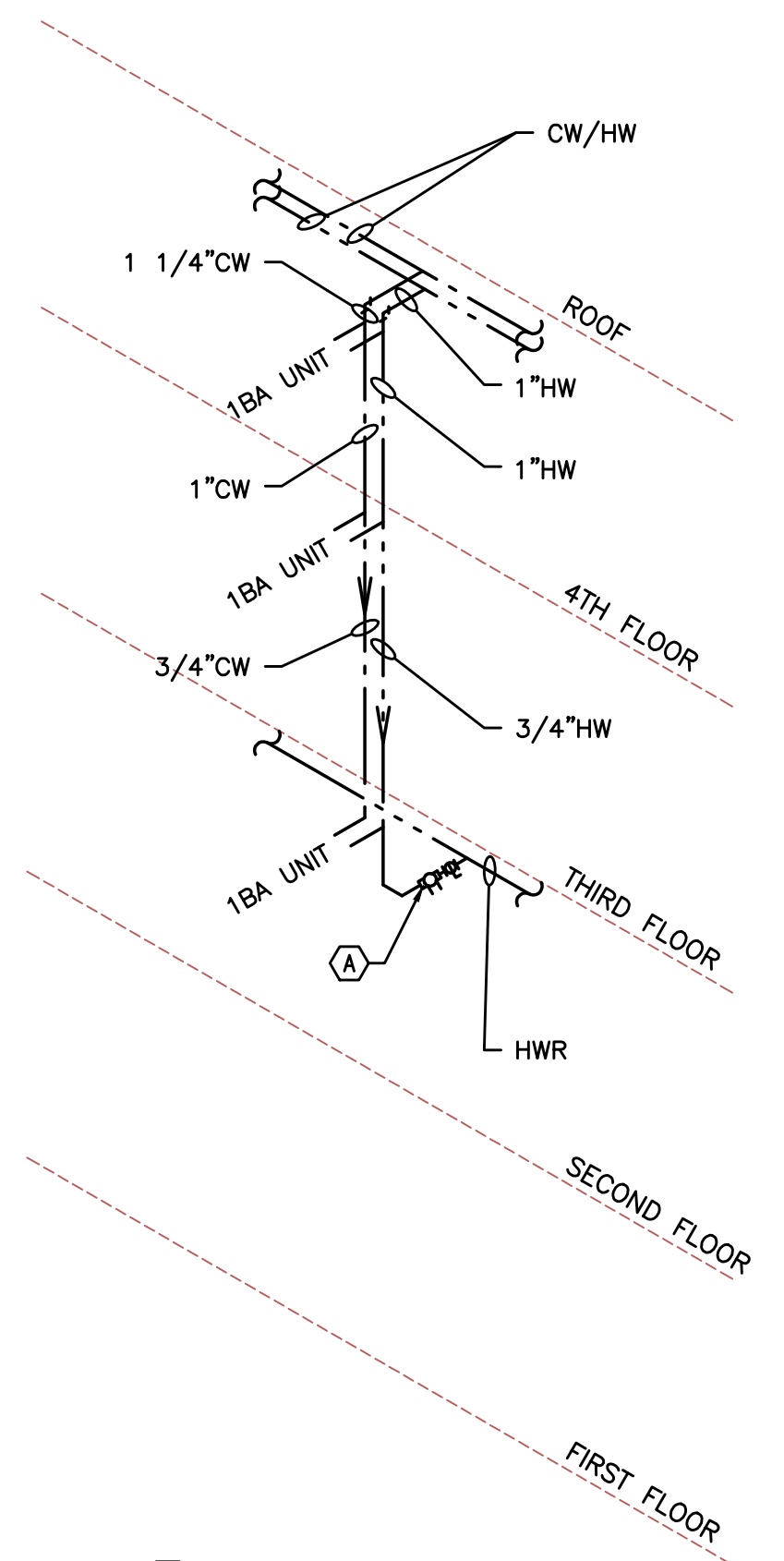
PRELIMINARY
NOT FOR
CONSTRUCTION



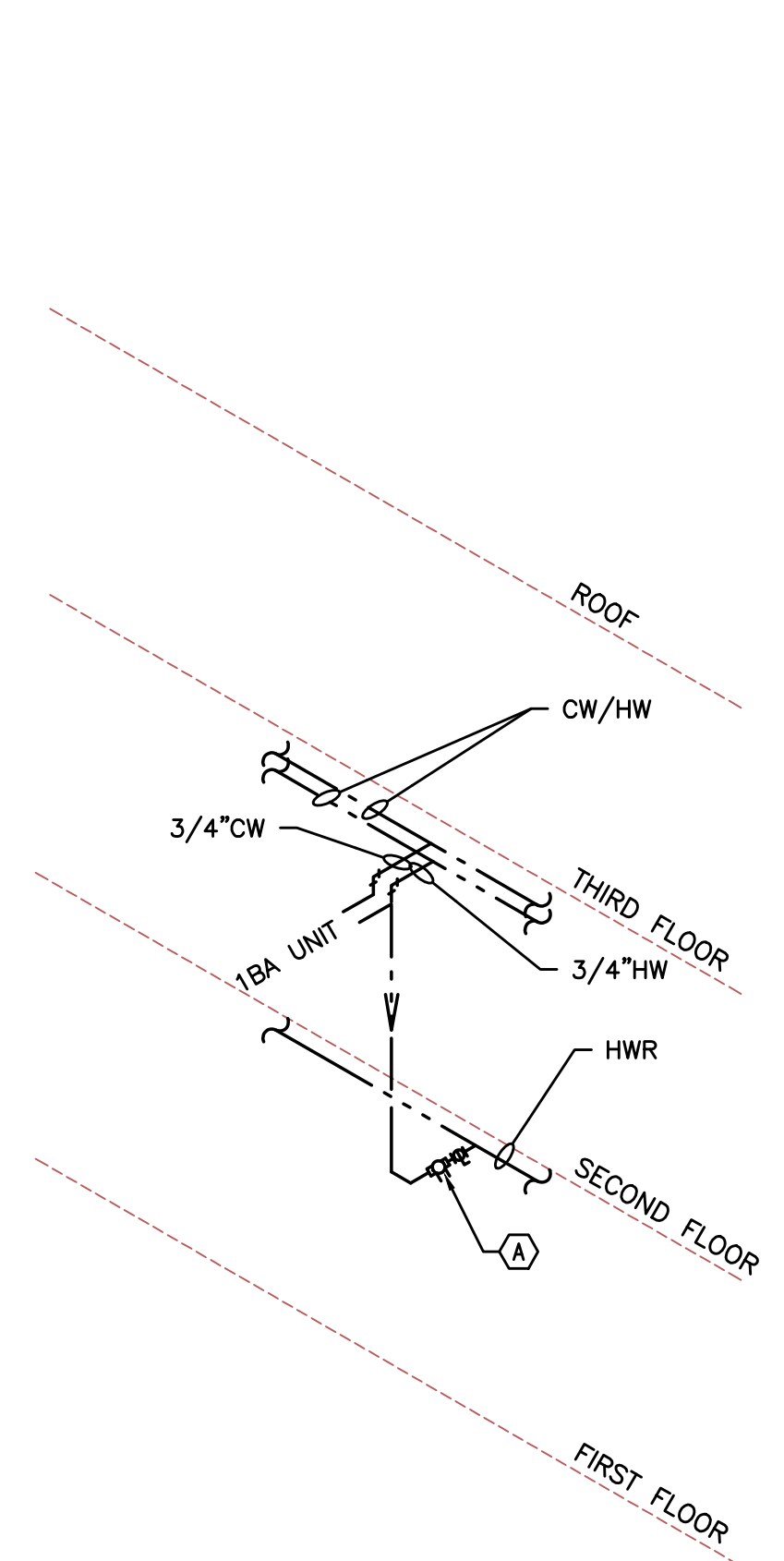
Ⓐ - SET BALANCING VALVE TO 1.5 GPM.
1 RISER "A" TYPICAL
P4.0 NOT TO SCALE



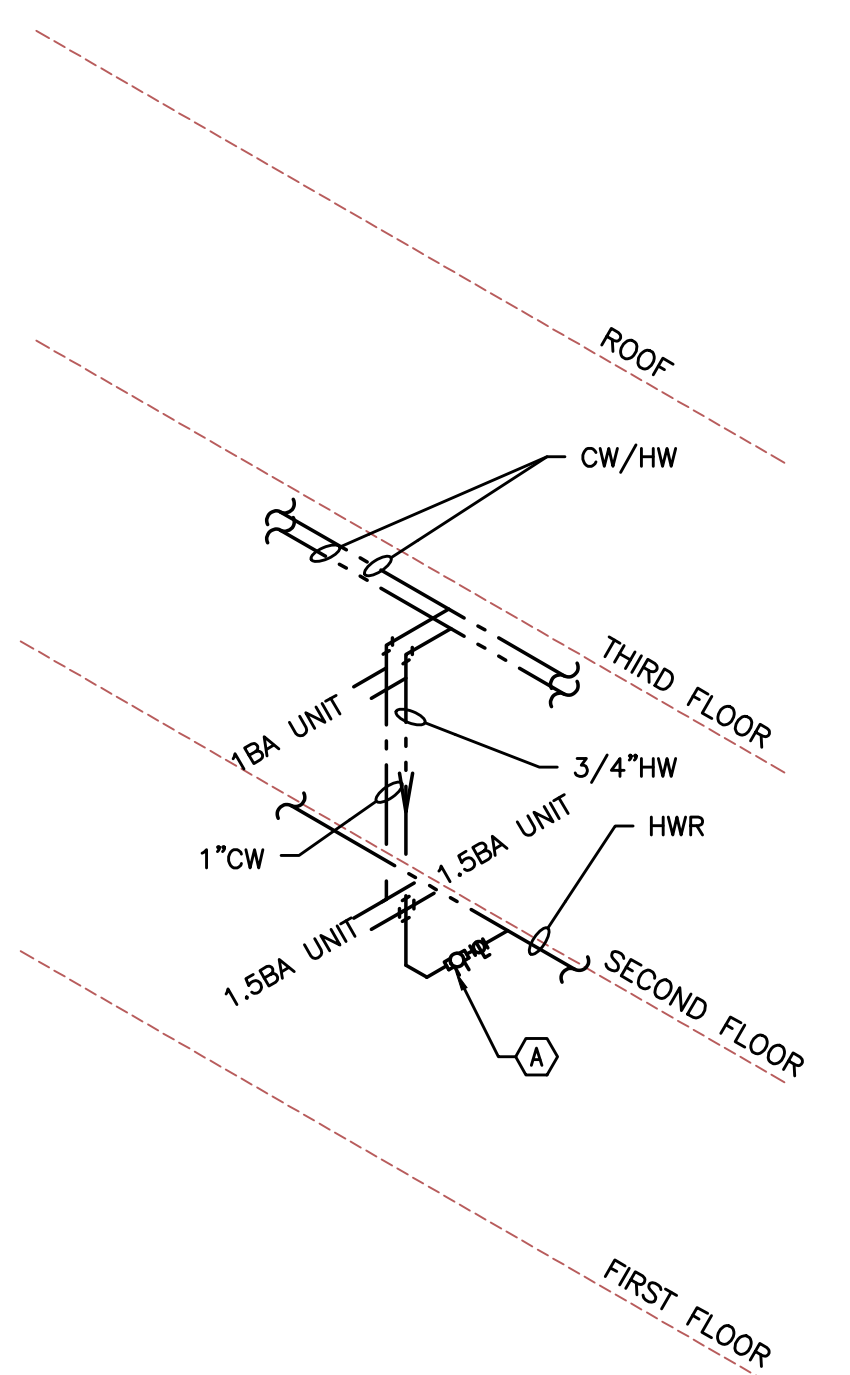
Ⓐ - SET BALANCING VALVE TO 1.5 GPM.
2 RISER "B" TYPICAL
P4.0 NOT TO SCALE



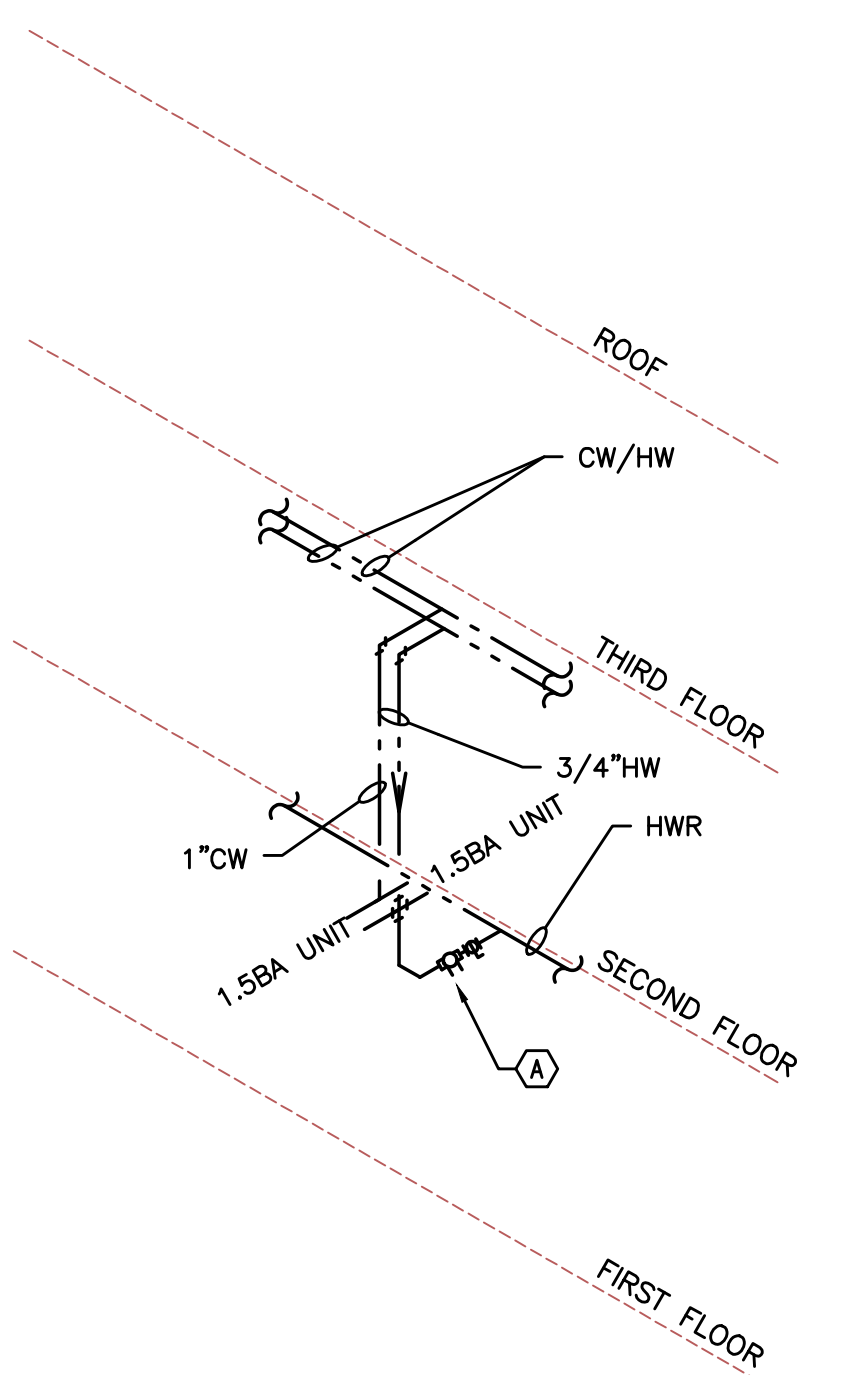
Ⓐ - SET BALANCING VALVE TO 1.5 GPM.
3 RISER "C" TYPICAL
P4.0 NOT TO SCALE



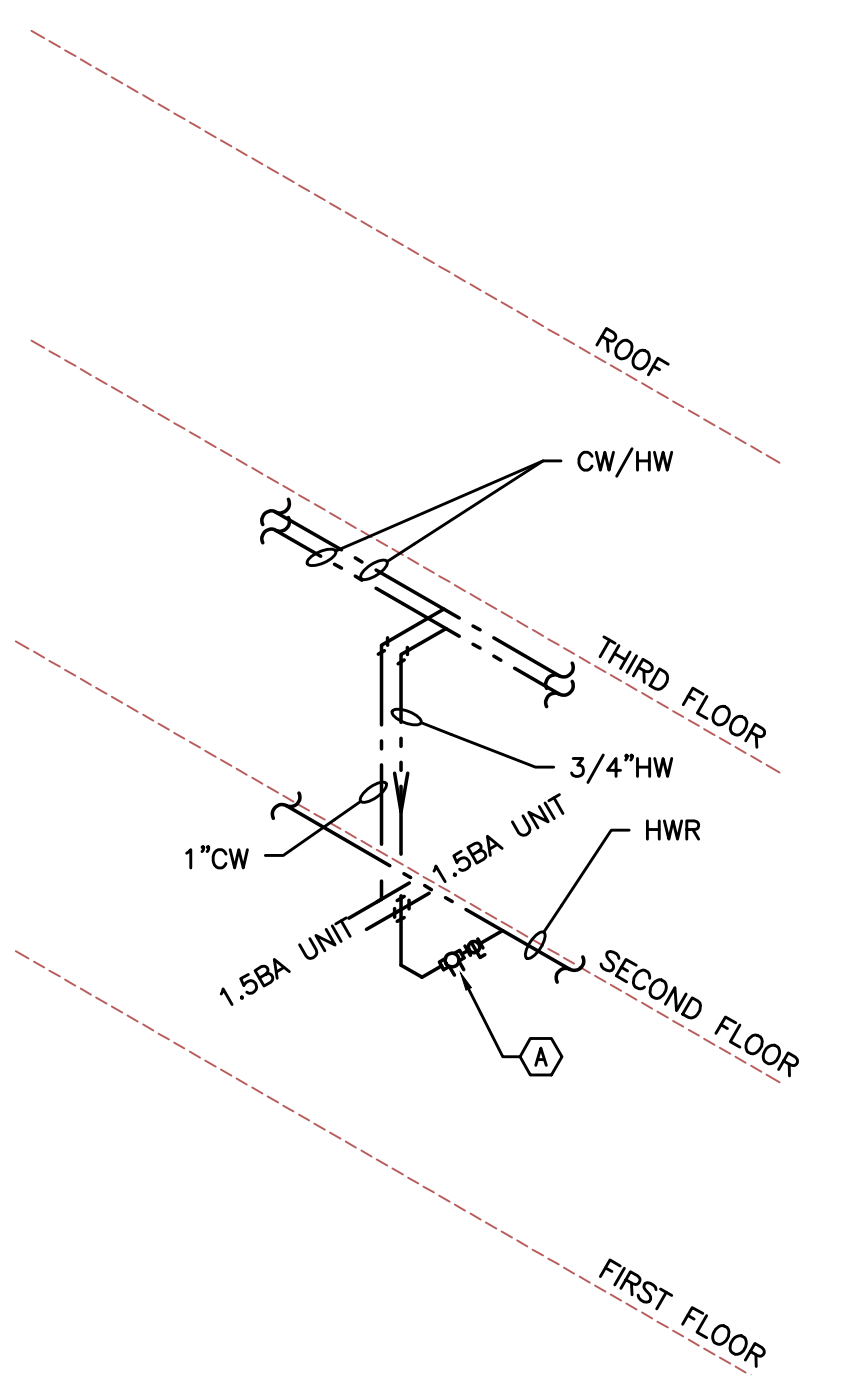
Ⓐ - SET BALANCING VALVE TO 1.5 GPM.
4 RISER "D" TYPICAL
P4.0 NOT TO SCALE



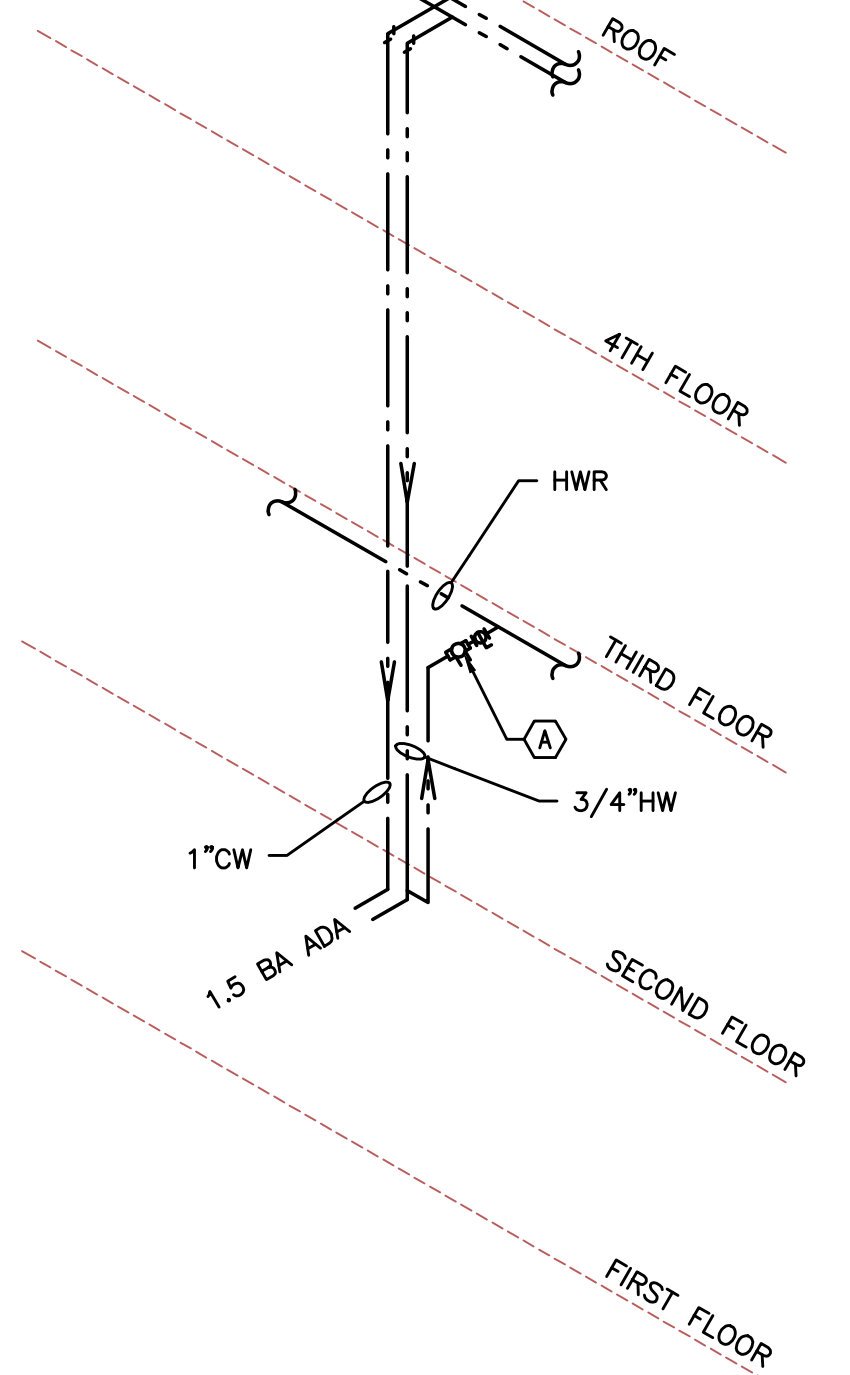
Ⓐ - SET BALANCING VALVE TO 1.5 GPM.
5 RISER "E" TYPICAL
P4.0 NOT TO SCALE



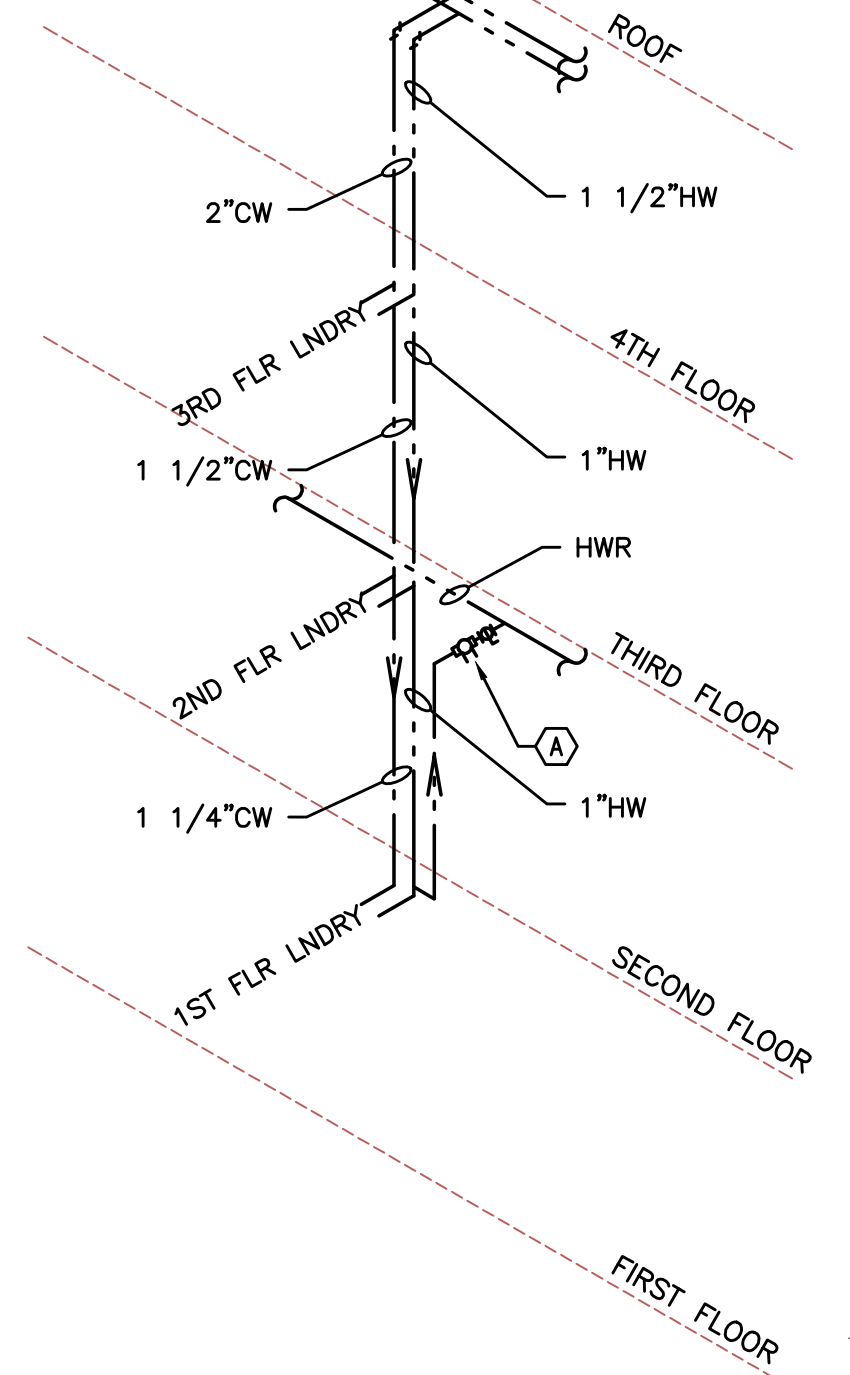
Ⓐ - SET BALANCING VALVE TO 1.5 GPM.
6 RISER "F" TYPICAL
P4.0 NOT TO SCALE



Ⓐ - SET BALANCING VALVE TO 1.5 GPM.
7 RISER "G" TYPICAL
P4.0 NOT TO SCALE



Ⓐ - SET BALANCING VALVE TO 1.5 GPM.
8 RISER "H" TYPICAL
P4.0 NOT TO SCALE



Ⓐ - SET BALANCING VALVE TO 1.5 GPM.
9 RISER "J" TYPICAL
P4.0 NOT TO SCALE

MFI Consulting Engineers
2007 S.E. Ash St.
Portland, OR 97214
PHN: (503) 234-0548
FAX: (503) 234-0677
WWW.MFIA-ENG.COM
CONTACT: Takoko Baker

KING+PARKS MULTI-FAMILY RESIDENCES

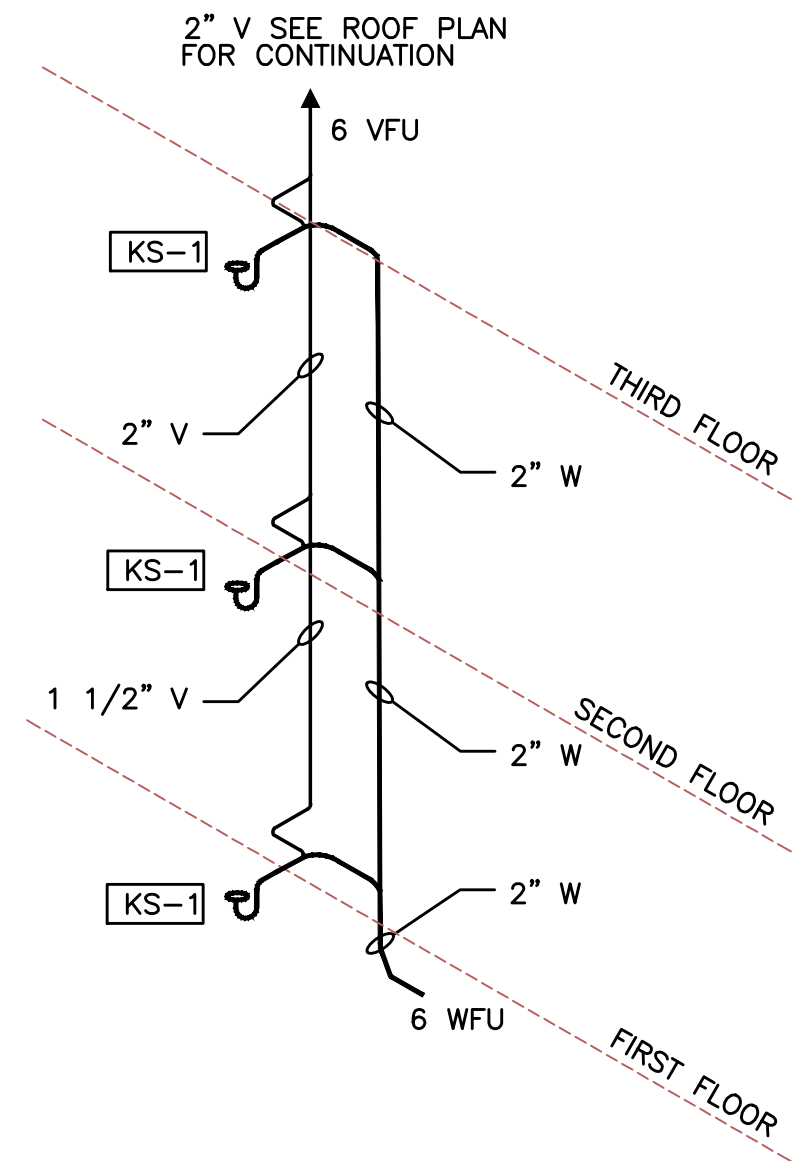
PROJECT SITE: NE Martin Luther King Jr. Boulevard & N Rosa Parks Way
OWNER: Portland Community Reinvestment Initiatives Inc. (PCRI)
6329 NE Martin Luther King Jr. Blvd. Portland, Oregon 97211



MERRYMAN BARNES ARCHITECTS 4713 N ALBINA AVE SUITE 304 PORTLAND, OREGON 97217 P. 503.222.3753 WWW.MERRYMANBARNESARCHITECTS.COM

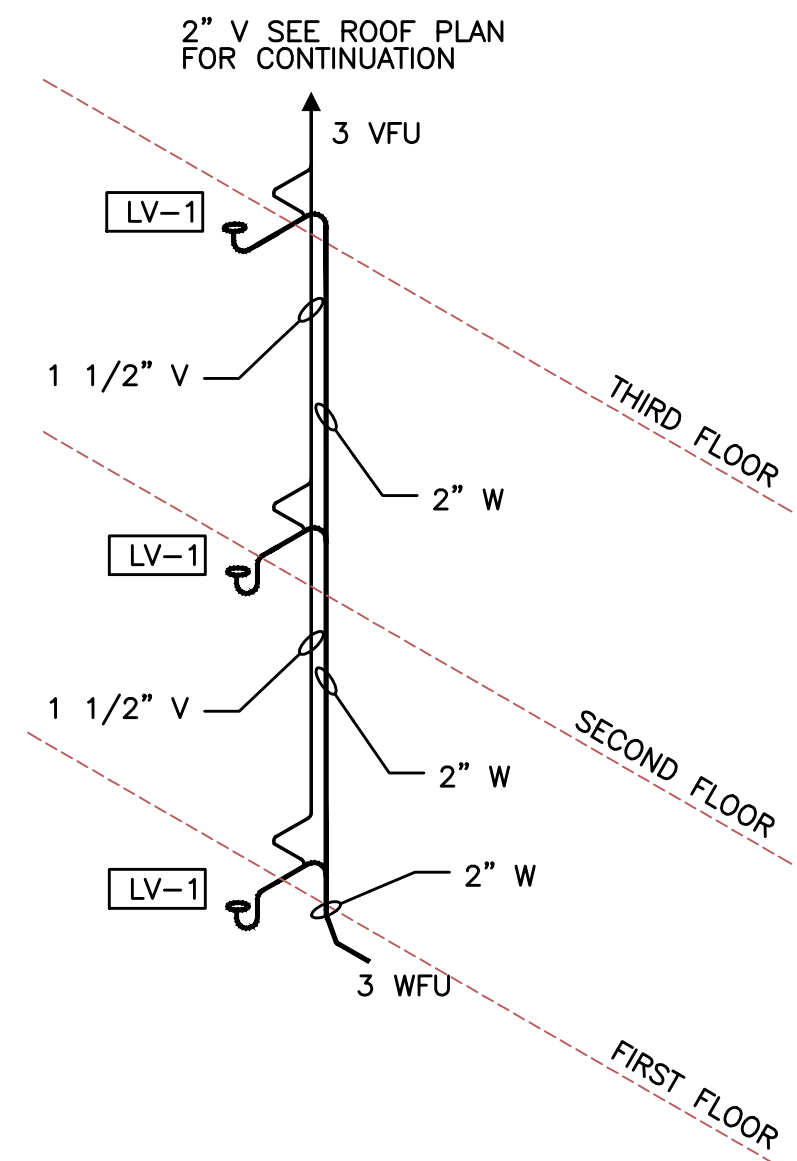
PROJECT NO. 16-0602
ISSUE DATE 01.05.2017
REVISIONS

SHEET
DOMESTIC WATER RISERS
P4.0
NOT FOR CONSTRUCTION
PRELIMINARY
© MERRYMAN BARNES ARCHITECTS, INC.

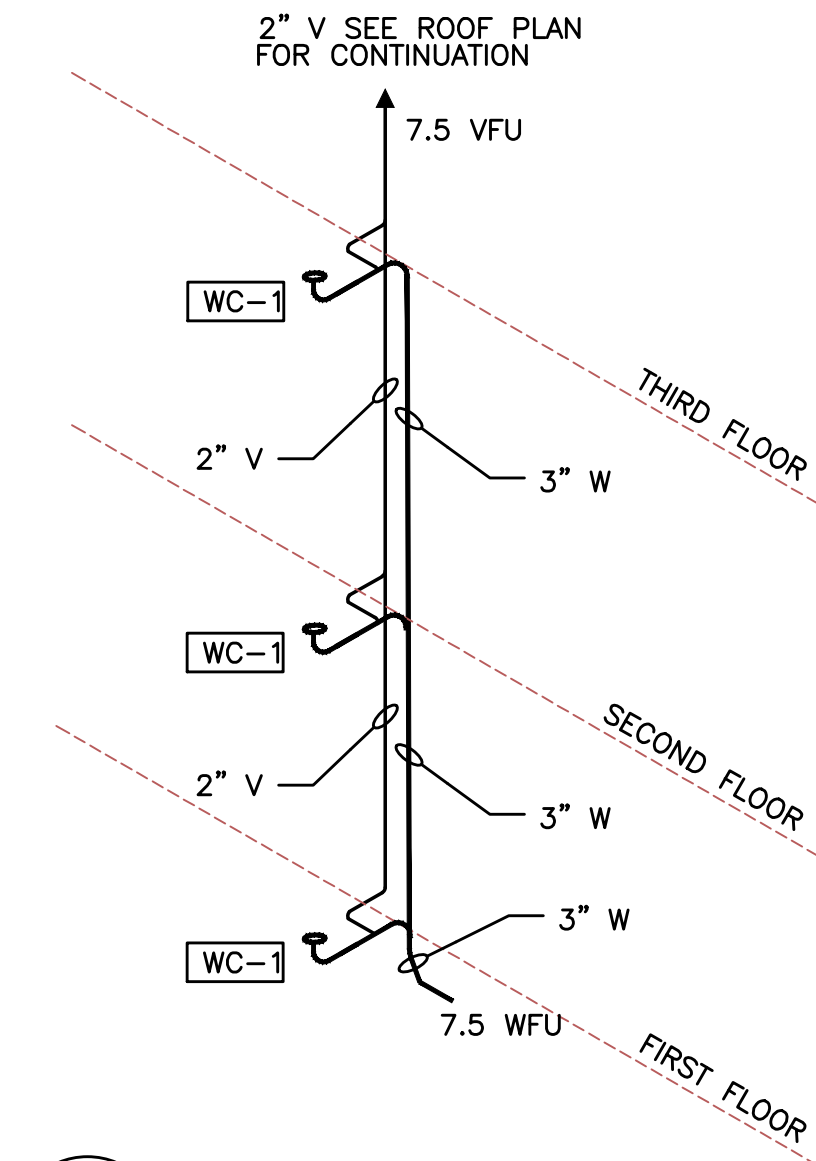


1 RISER "1" TYPICAL
P5.0 NOT TO SCALE

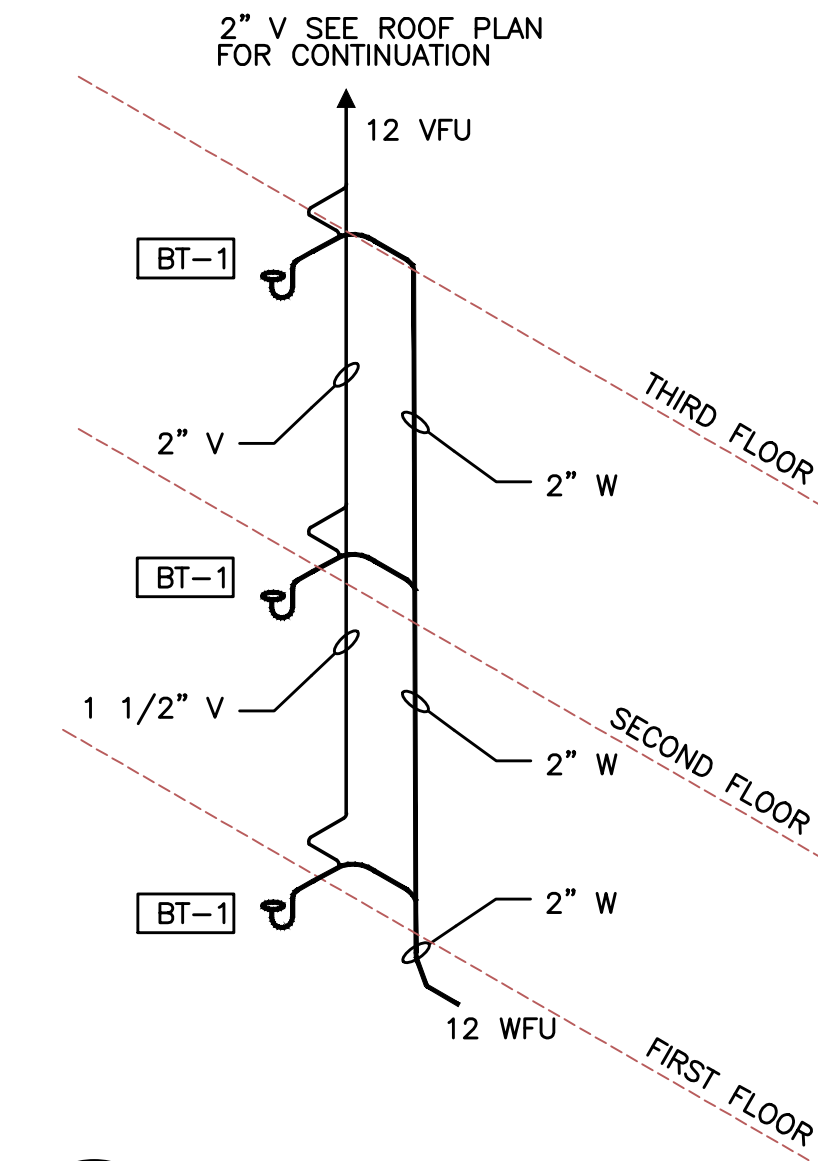
NOTE: DRAINAGE CONNECTIONS SHALL NOT BE MADE INTO A DRAINAGE PIPING SYSTEM WITHIN 8 FT OF ANY VERTICAL TO HORIZONTAL CHANGE OF DIRECTION OF A STACK CONTAINING A SUDS-PRODUCING FIXTURE. EXCEPTION: STACKS RECEIVING THE DISCHARGE FROM LESS THAN 3 STORIES OF PLUMBING FIXTURES.



2 RISER "2" TYPICAL
P5.0 NOT TO SCALE

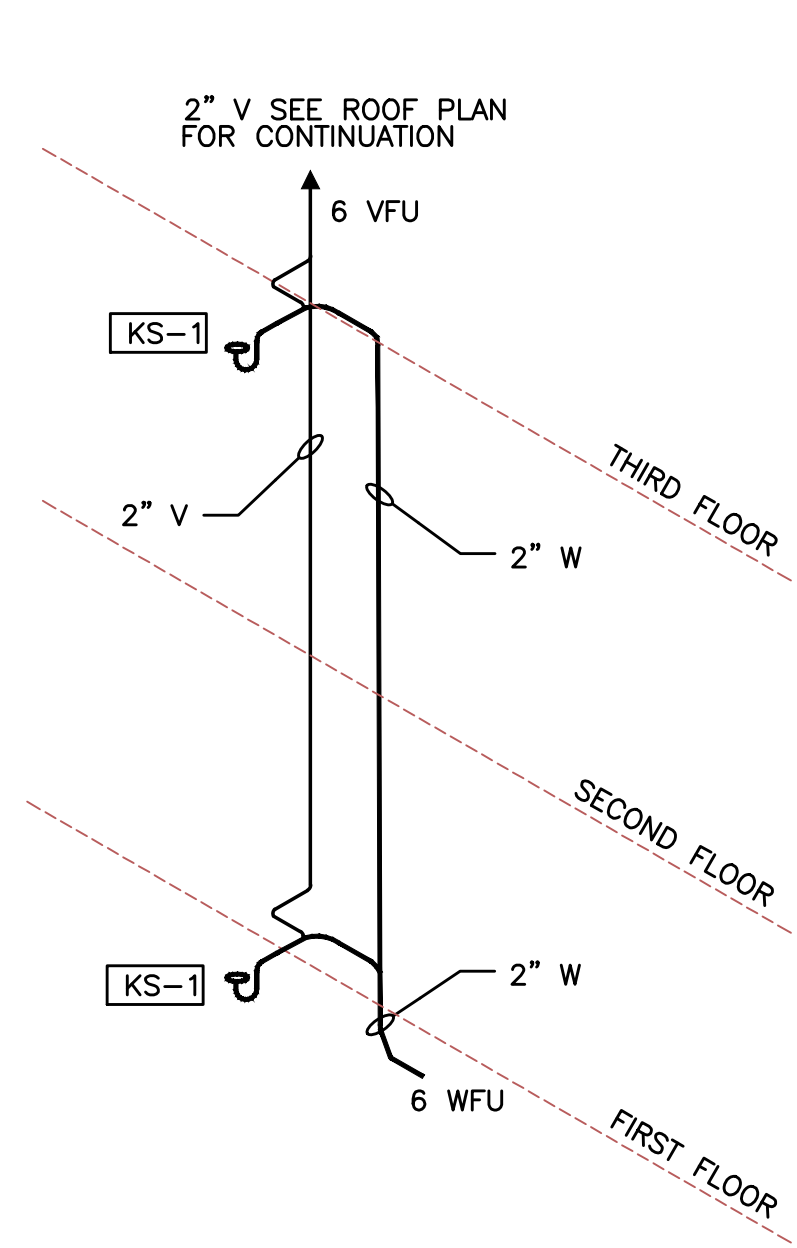


3 RISER "3" TYPICAL
P5.0 NOT TO SCALE

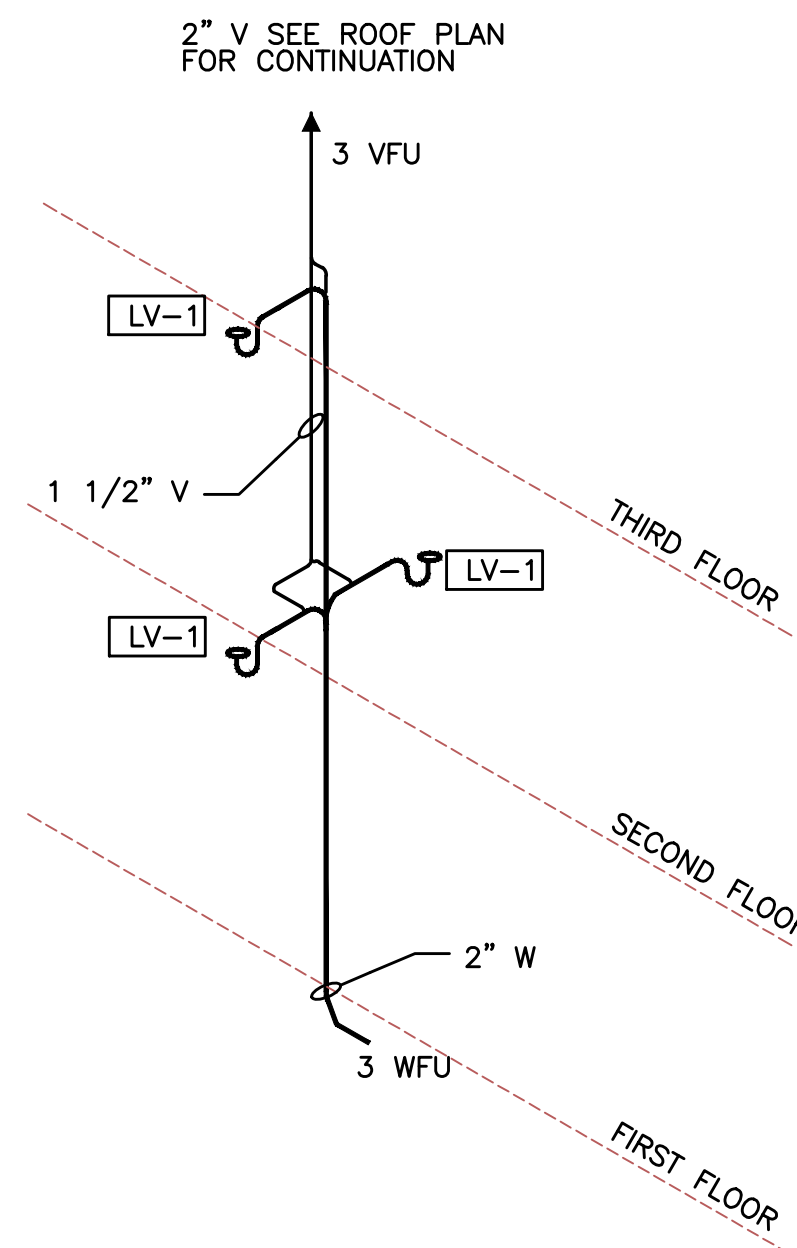


4 RISER "4" TYPICAL
P5.0 NOT TO SCALE

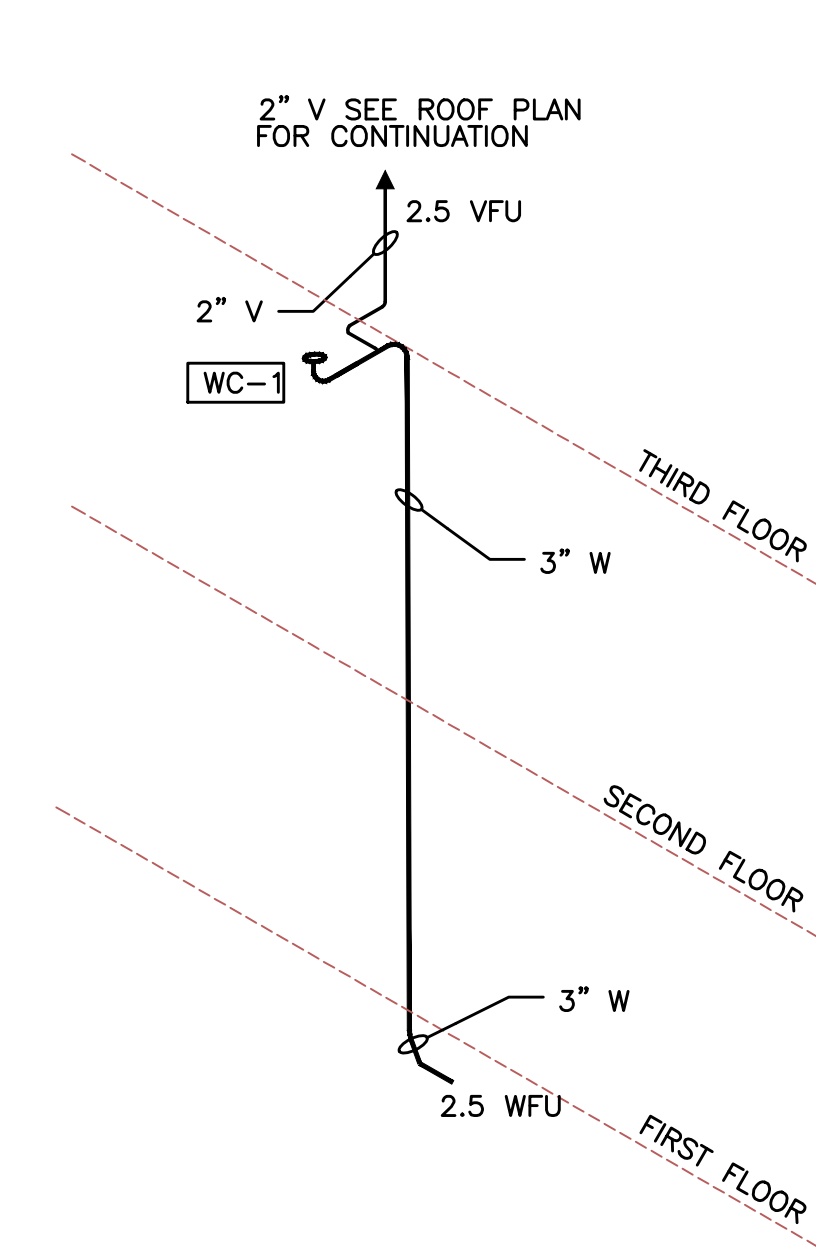
NOTE: DRAINAGE CONNECTIONS SHALL NOT BE MADE INTO A DRAINAGE PIPING SYSTEM WITHIN 8 FT OF ANY VERTICAL TO HORIZONTAL CHANGE OF DIRECTION OF A STACK CONTAINING A SUDS-PRODUCING FIXTURE. EXCEPTION: STACKS RECEIVING THE DISCHARGE FROM LESS THAN 3 STORIES OF PLUMBING FIXTURES.



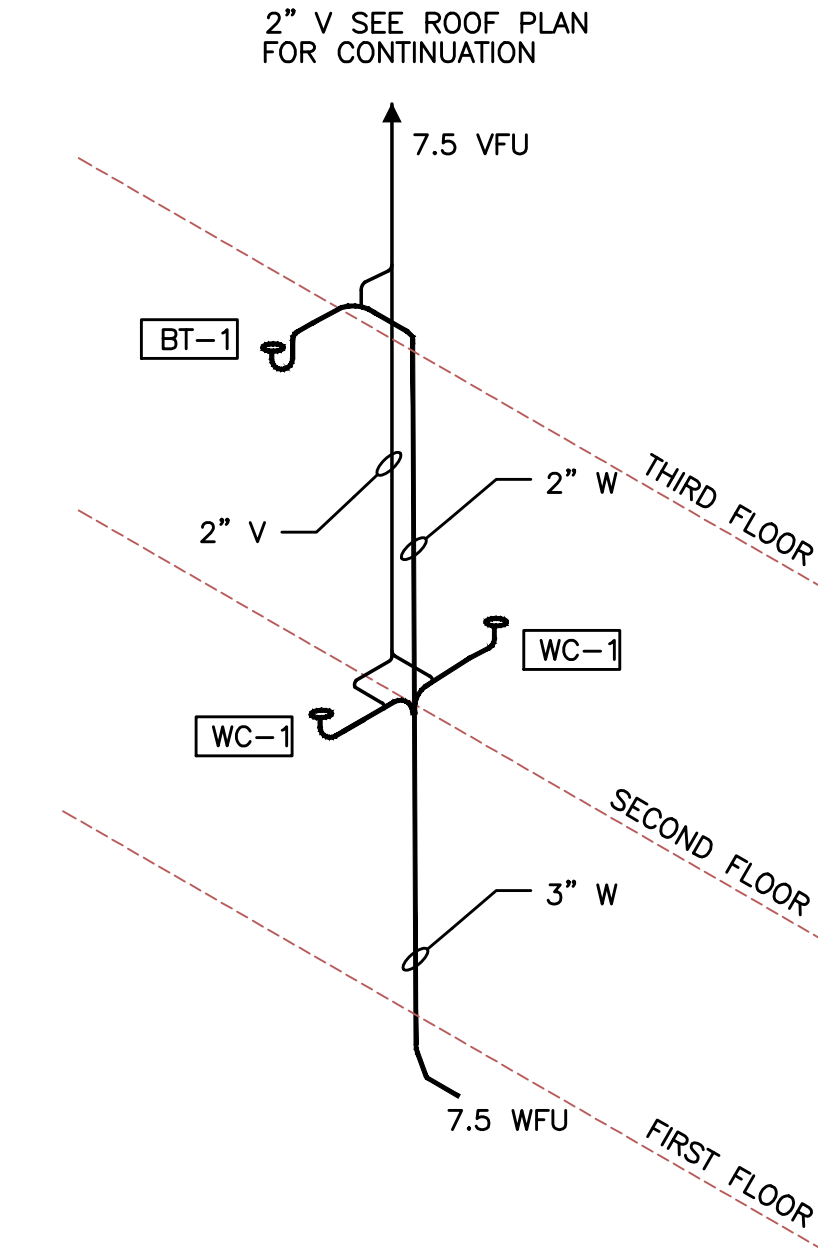
5 RISER "5" TYPICAL
P5.0 NOT TO SCALE



6 RISER "6" TYPICAL
P5.0 NOT TO SCALE



7 RISER "7" TYPICAL
P5.0 NOT TO SCALE



8 RISER "8" TYPICAL
P5.0 NOT TO SCALE

KING+PARKS MULTI-FAMILY RESIDENCES

PROJECT SITE: NE Martin Luther King Jr. Boulevard & N Rosa Parks Way
OWNER: Portland Community Reinvestment Initiatives Inc. (PCRI)
6329 NE Martin Luther King Jr. Blvd. Portland, Oregon 97211

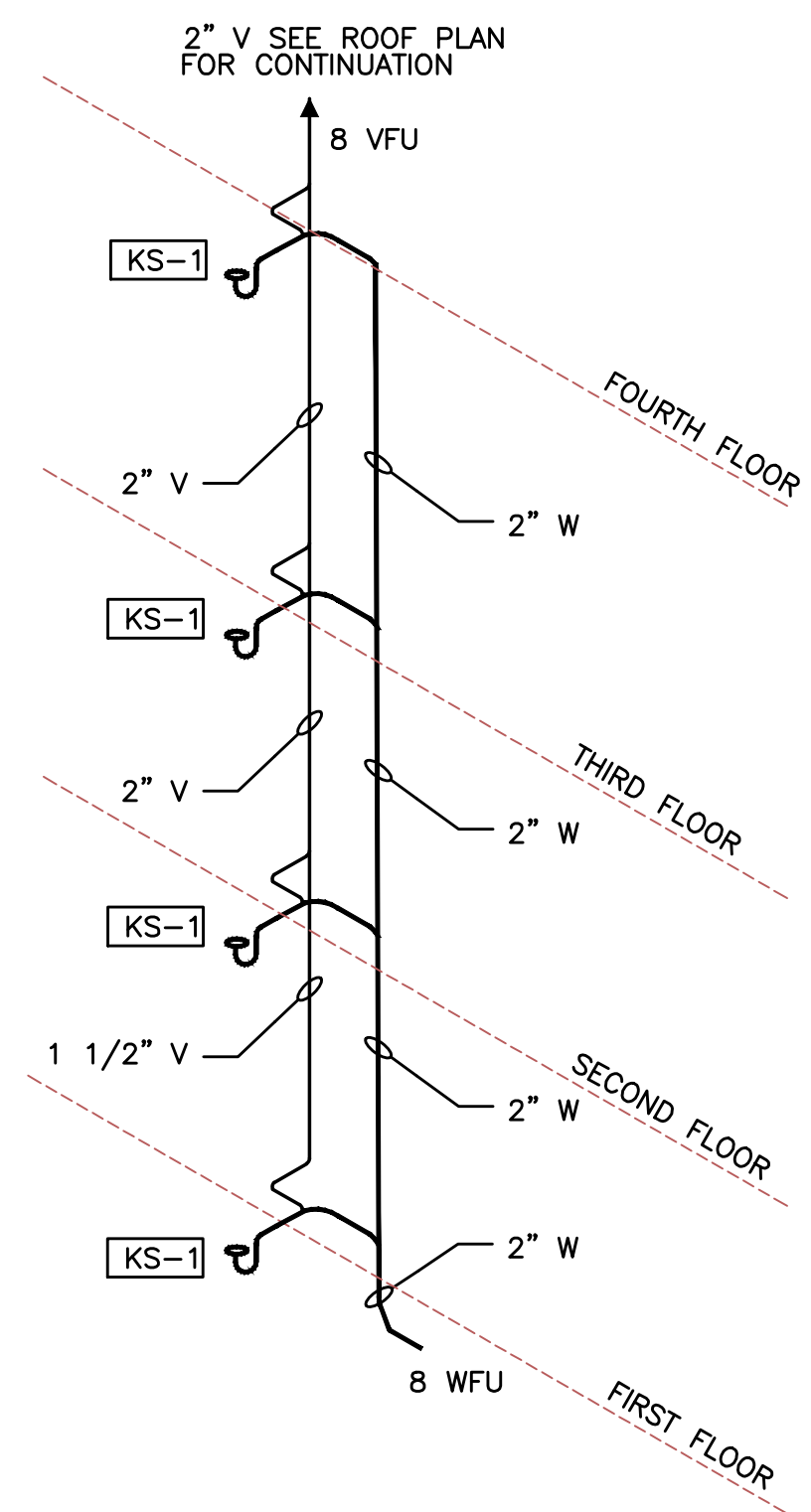


PROJECT NO. 16-0602	ISSUE DATE 01.05.2017
REVISIONS	

SHEET
WASTE/VENT
RISERS
P5.0
NOT FOR CONSTRUCTION
PRELIMINARY
© MERRYMAN BARNES ARCHITECTS, INC.

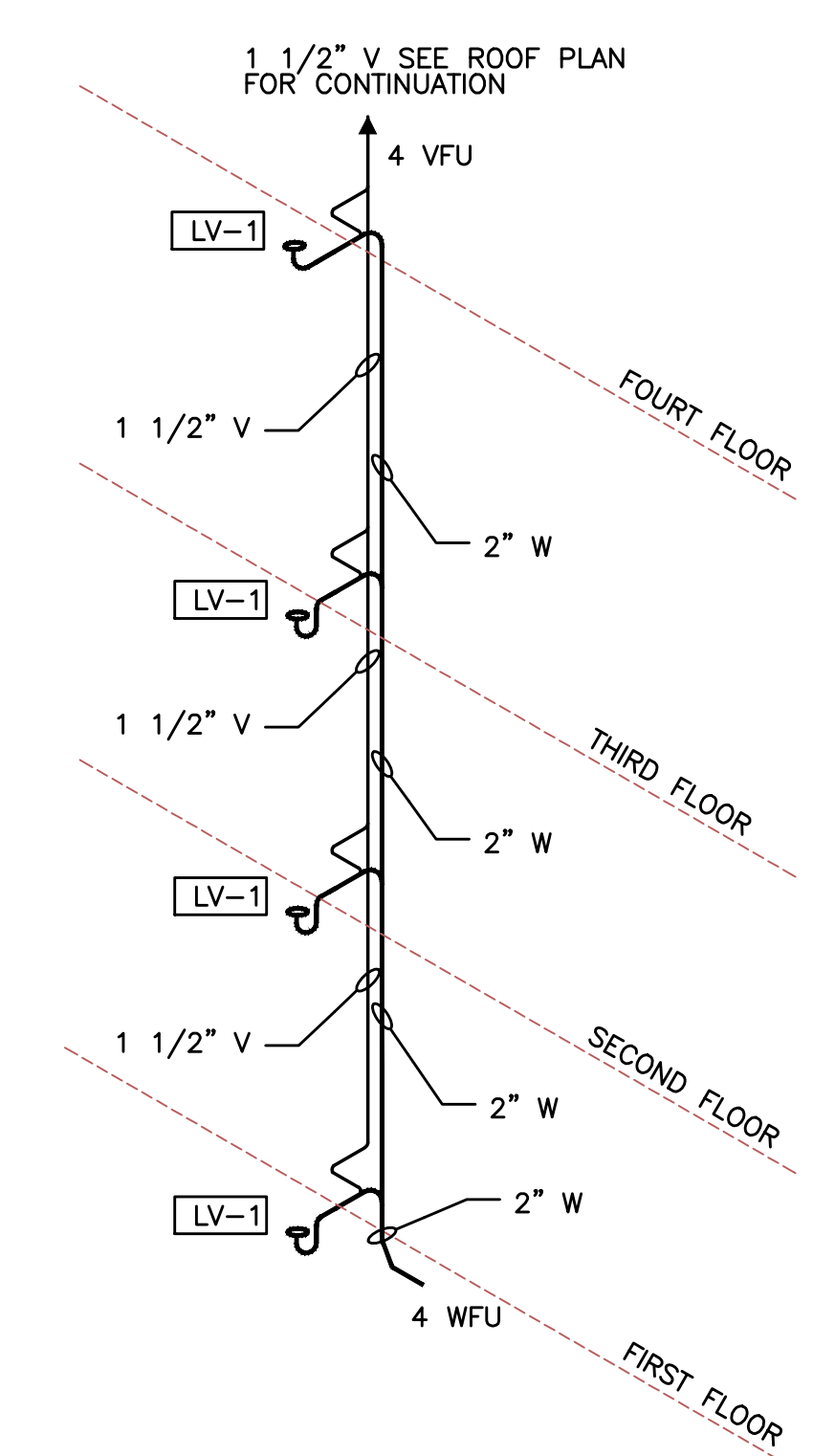
MERRYMAN BARNES ARCHITECTS
Consulting Engineers
2007 S.E. Ash St.
Portland, OR 97214
PHN: (503) 234-0548
FAX: (503) 234-0677
INC. WWW.MBA-ENG.COM
CONTACT: Takako Baker

PRELIMINARY
NOT FOR
CONSTRUCTION

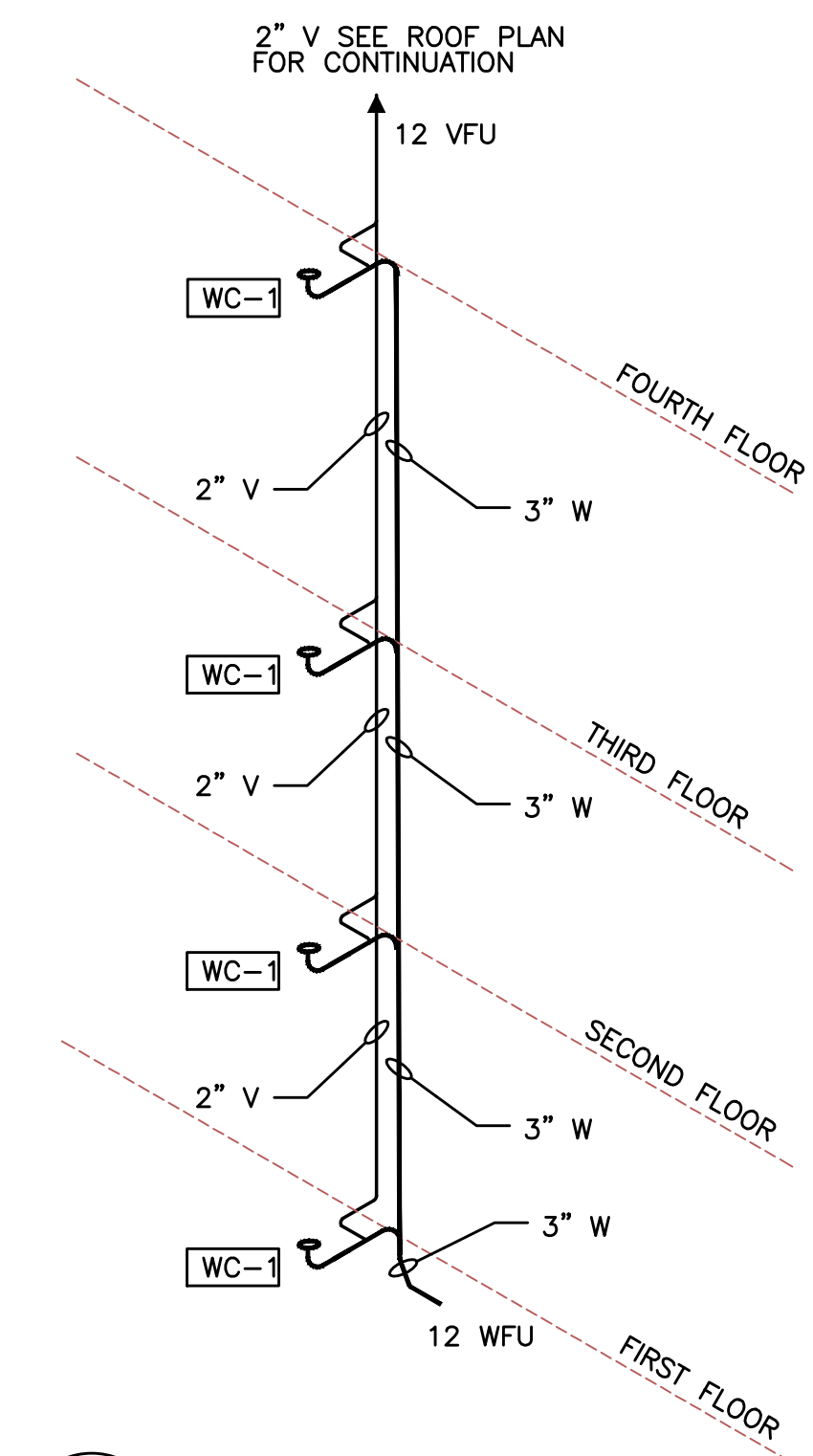


1 RISER "9" TYPICAL
P5.1 NOT TO SCALE

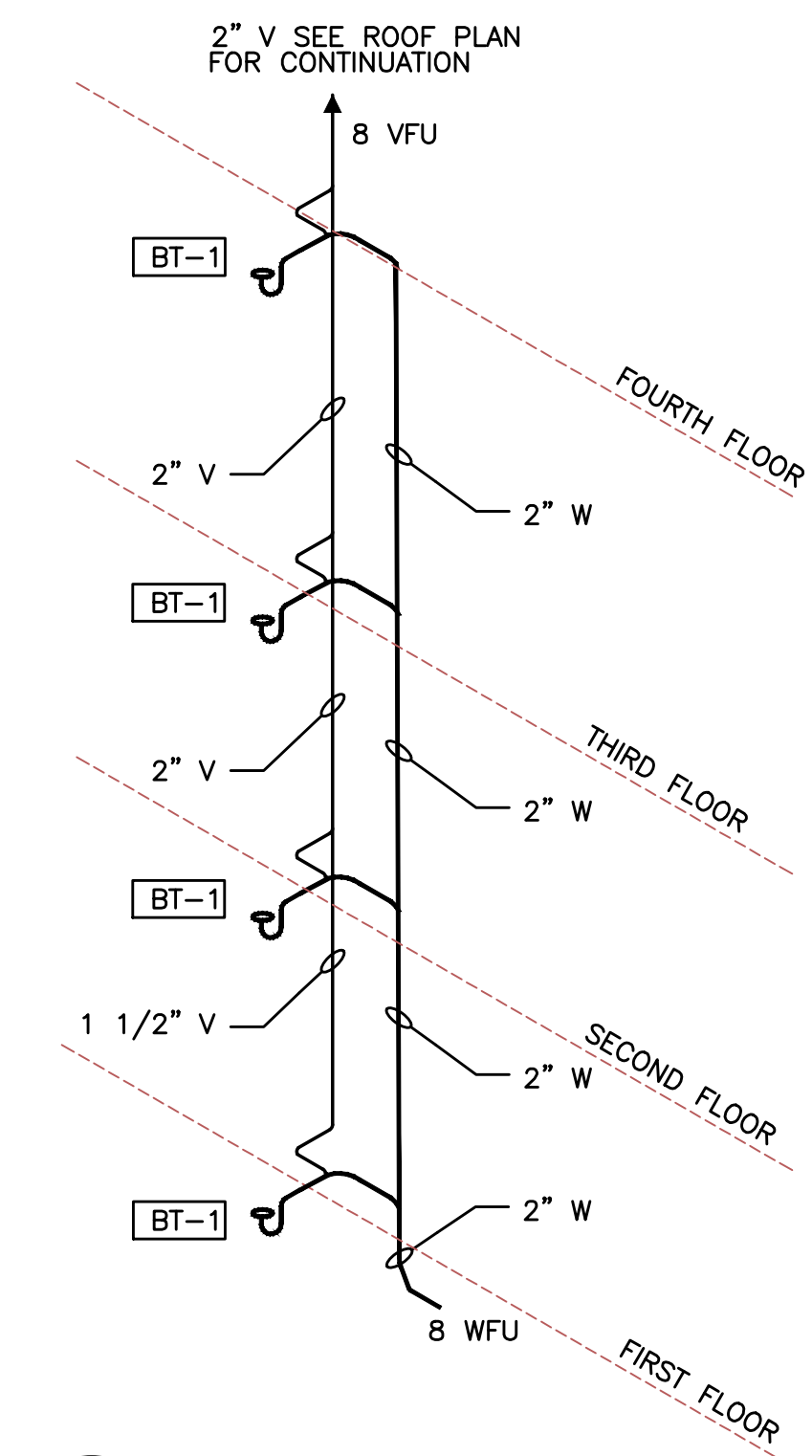
NOTE: DRAINAGE CONNECTIONS SHALL NOT BE MADE INTO A DRAINAGE PIPING SYSTEM WITHIN 8 FT OF ANY VERTICAL TO HORIZONTAL CHANGE OF DIRECTION OF A STACK CONTAINING A SUDS- PRODUCING FIXTURE. EXCEPTION: STACKS RECEIVING THE DISCHARGE FROM LESS THEN 3 STORIES OF PLUMBING FIXTURES.



2 RISER "10" TYPICAL
P5.1 NOT TO SCALE

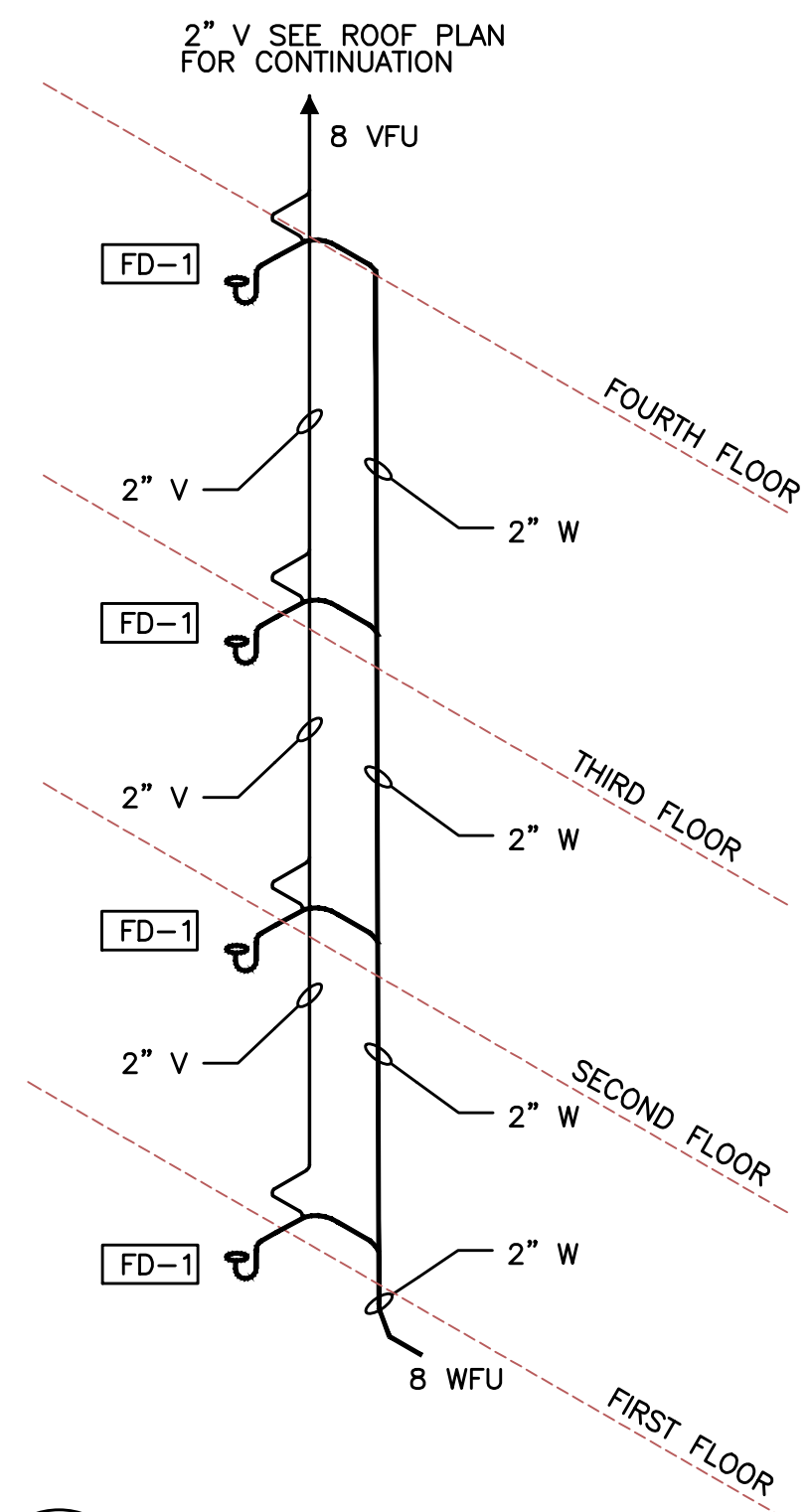


3 RISER "11" TYPICAL
P5.1 NOT TO SCALE

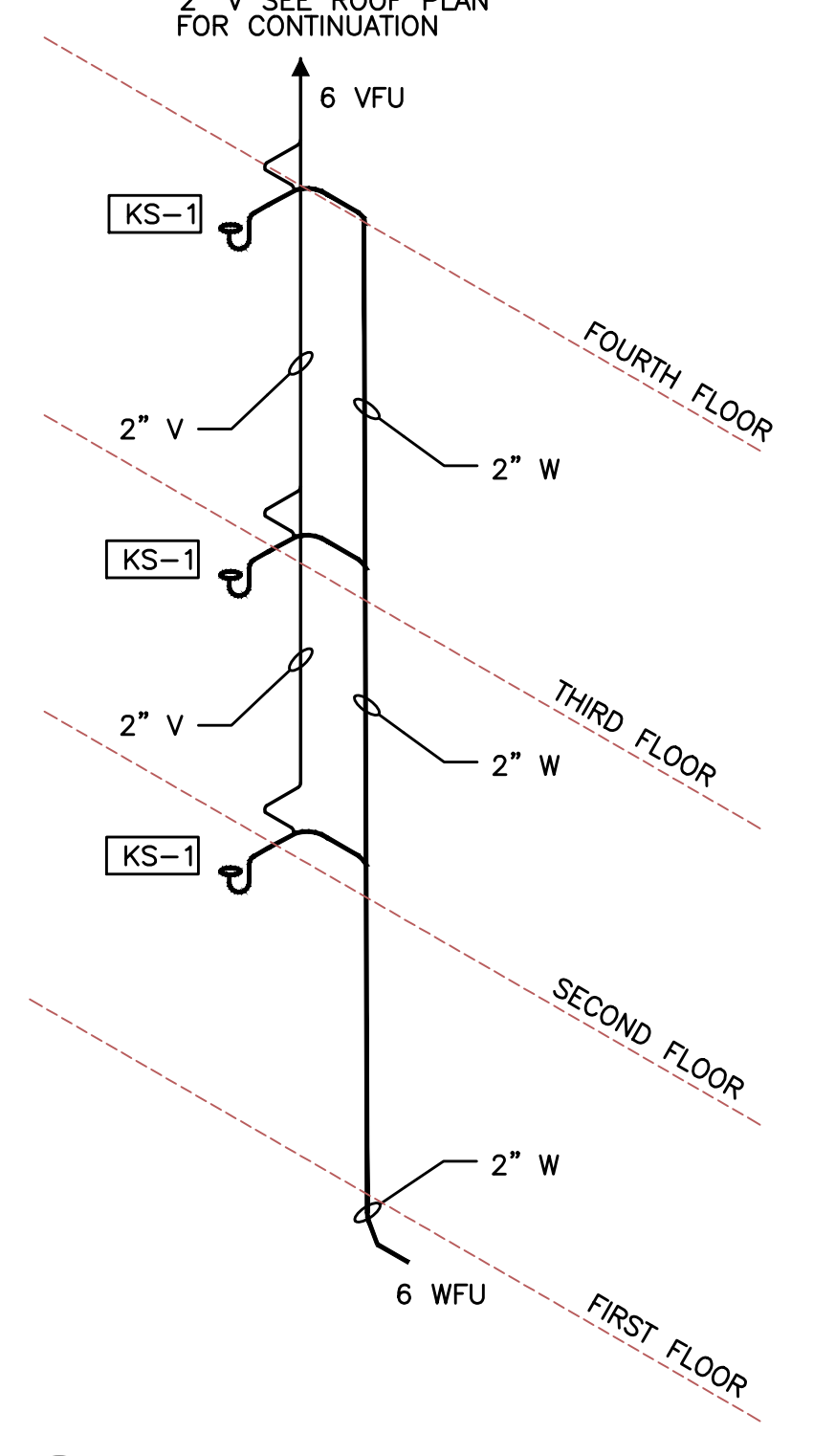


4 RISER "12" TYPICAL
P5.1 NOT TO SCALE

NOTE: DRAINAGE CONNECTIONS SHALL NOT BE MADE INTO A DRAINAGE PIPING SYSTEM WITHIN 8 FT OF ANY VERTICAL TO HORIZONTAL CHANGE OF DIRECTION OF A STACK CONTAINING A SUDS- PRODUCING FIXTURE. EXCEPTION: STACKS RECEIVING THE DISCHARGE FROM LESS THEN 3 STORIES OF PLUMBING FIXTURES.

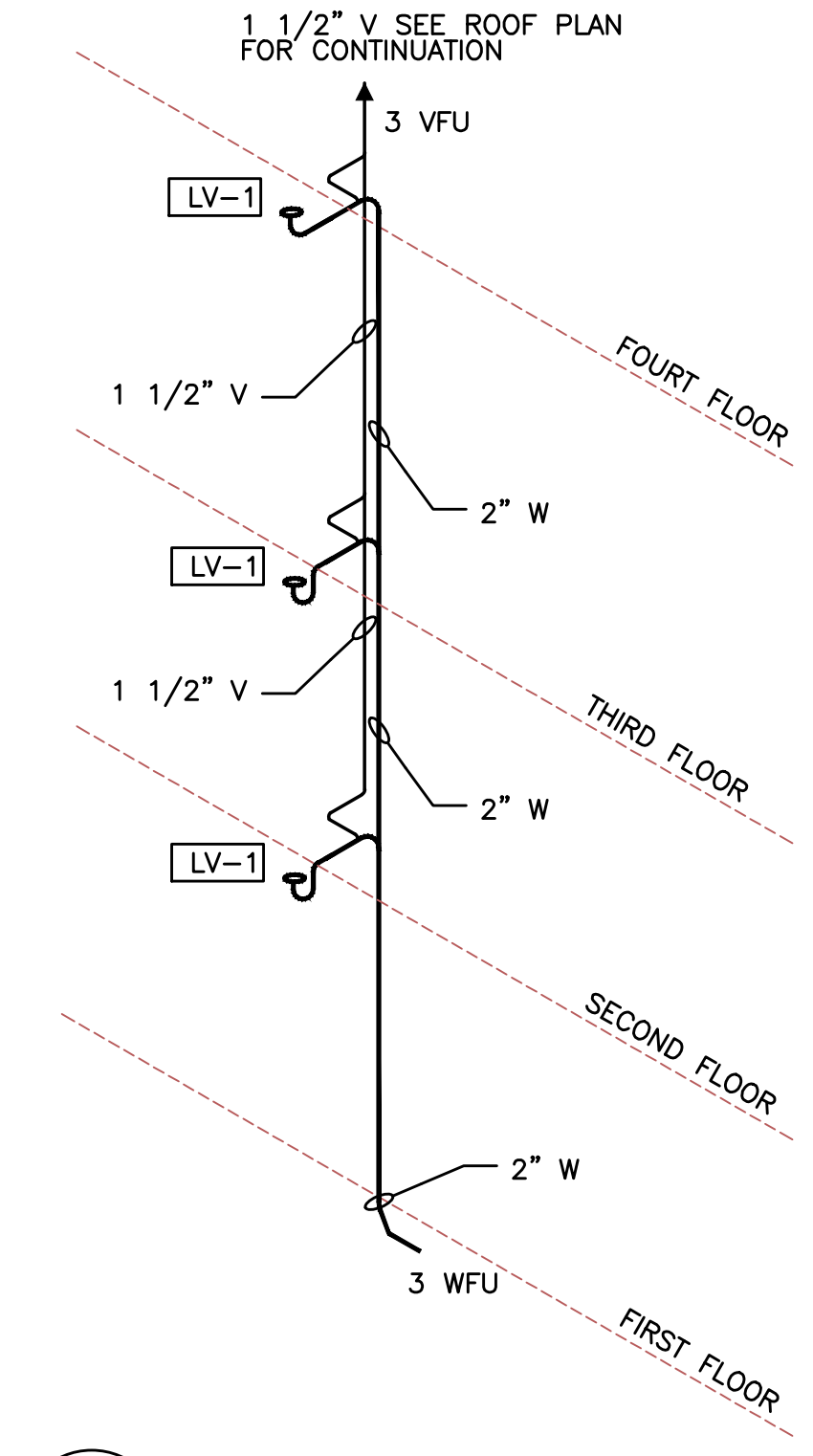


5 RISER "13" TYPICAL
P5.1 NOT TO SCALE

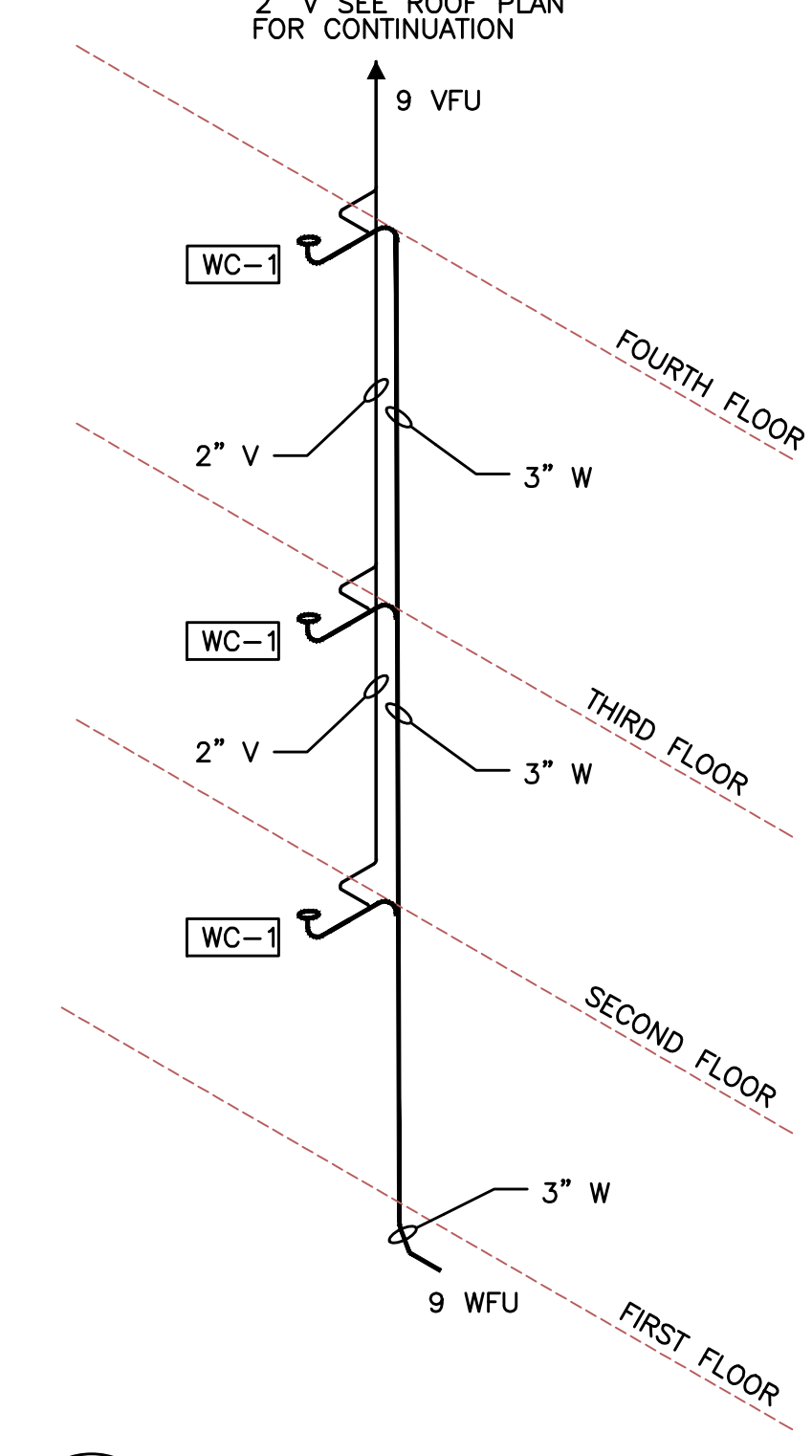


6 RISER "14" TYPICAL
P5.1 NOT TO SCALE

NOTE: DRAINAGE CONNECTIONS SHALL NOT BE MADE INTO A DRAINAGE PIPING SYSTEM WITHIN 8 FT OF ANY VERTICAL TO HORIZONTAL CHANGE OF DIRECTION OF A STACK CONTAINING A SUDS- PRODUCING FIXTURE. EXCEPTION: STACKS RECEIVING THE DISCHARGE FROM LESS THEN 3 STORIES OF PLUMBING FIXTURES.



7 RISER "15" TYPICAL
P5.1 NOT TO SCALE



8 RISER "16" TYPICAL
P5.1 NOT TO SCALE

KING+PARKS MULTI-FAMILY RESIDENCES

PROJECT SITE: NE Martin Luther King Jr. Boulevard & N Rosa Parks Way
OWNER: Portland Community Reinvestment Initiatives Inc. (PCRI)
6329 NE Martin Luther King Jr. Blvd. Portland, Oregon 97211



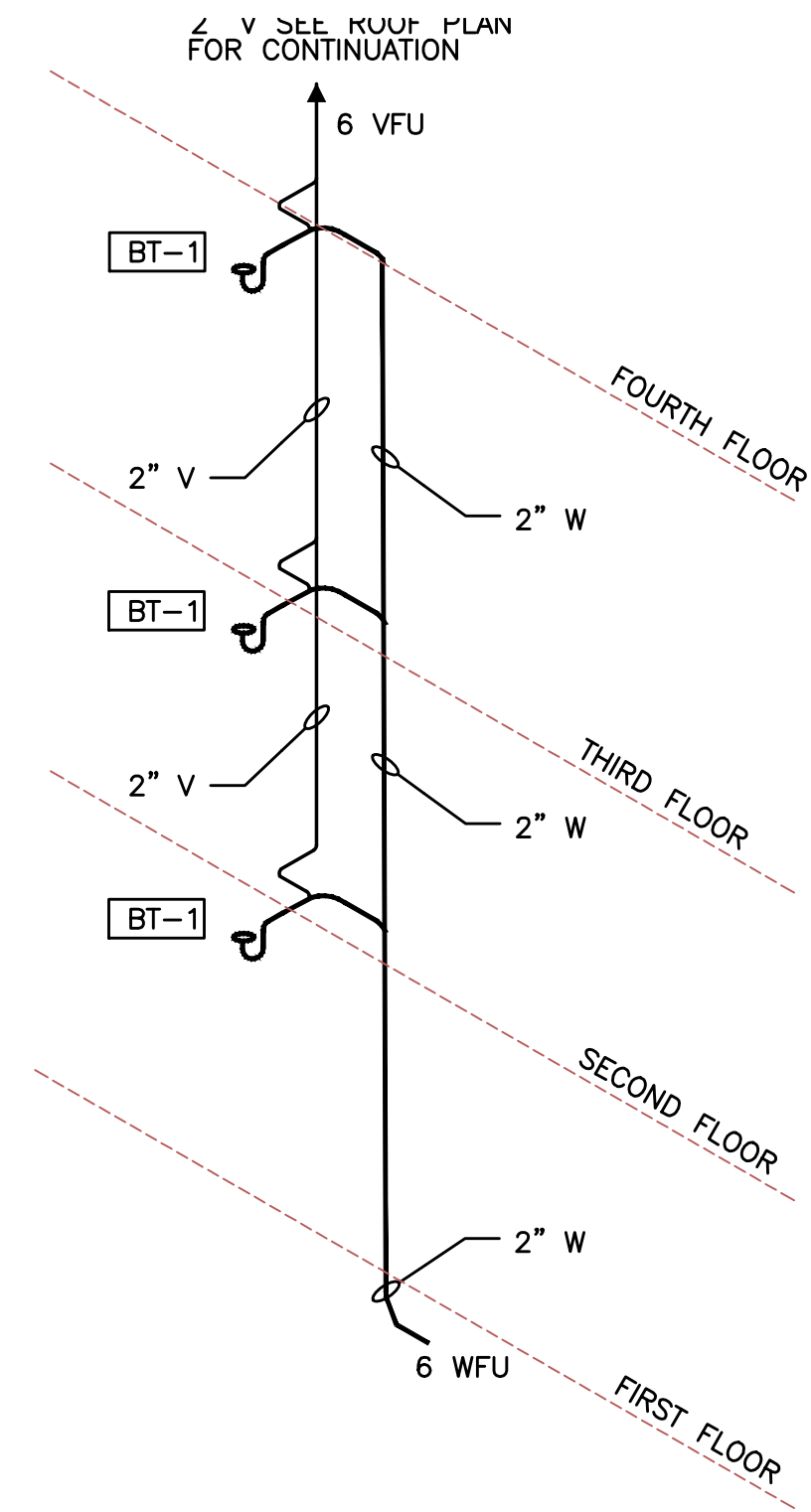
PROJECT NO.	ISSUE DATE
16-0602	01.05.2017
REVISIONS	

SHEET
WASTE/VENT
RISERS
P5.1
NOT FOR CONSTRUCTION
PRELIMINARY
© MERRYMAN BARNES ARCHITECTS, INC.

Merryman Barnes Architects
Consulting Engineers
2007 S.E. Ash St.
Portland, OR 97214
PHN: (503) 234-0548
FAX: (503) 234-0677
INC. WWW.MBA-ENG.COM
CONTACT: Takako Baker

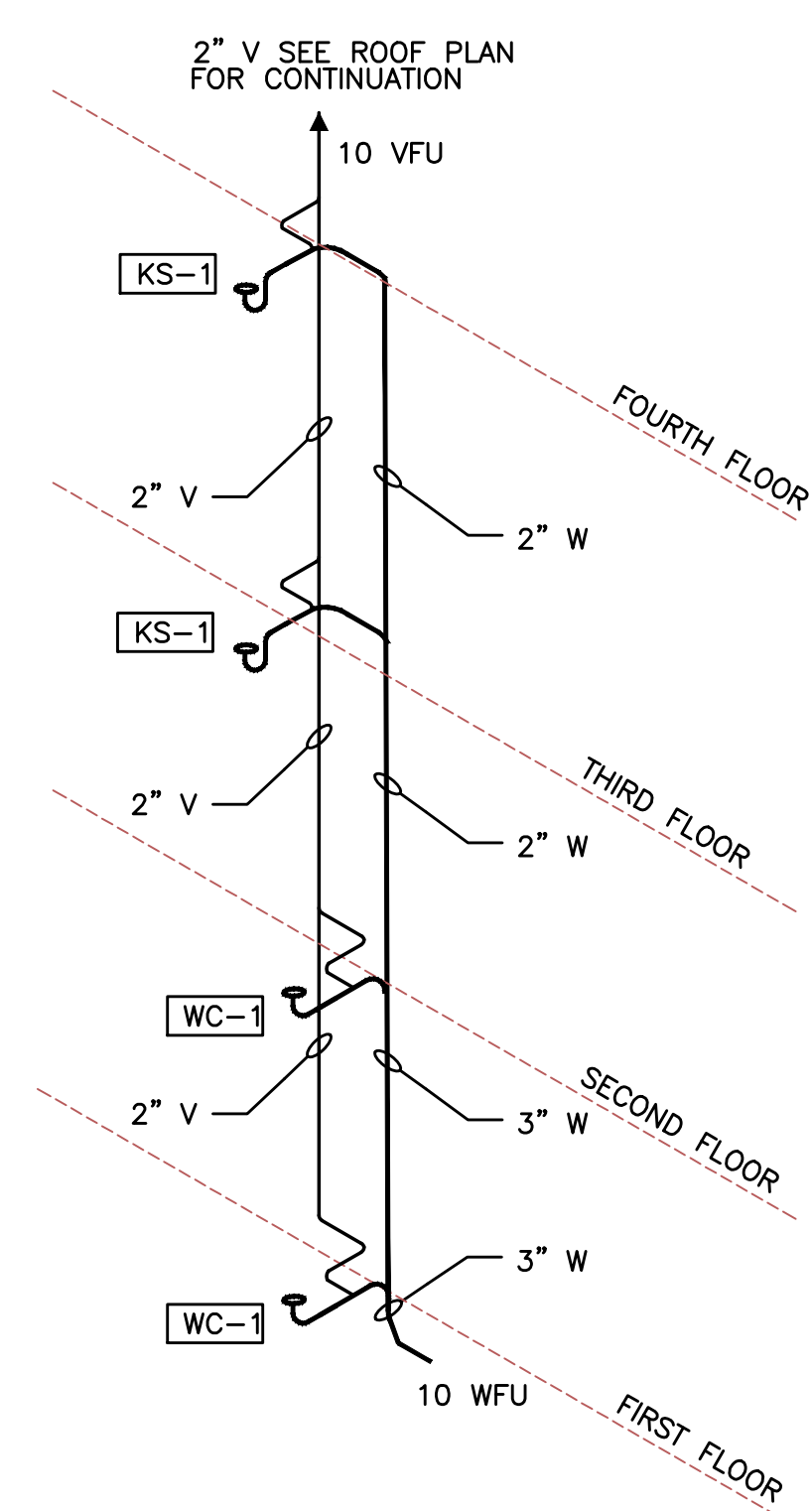
MERRYMAN BARNES ARCHITECTS 475 N ALBINA AVE SUITE 304 PORTLAND, OREGON 97217 P. 503.222.3753 WWW.MERRYMANBARNESARCHITECTS.COM

PRELIMINARY
NOT FOR
CONSTRUCTION



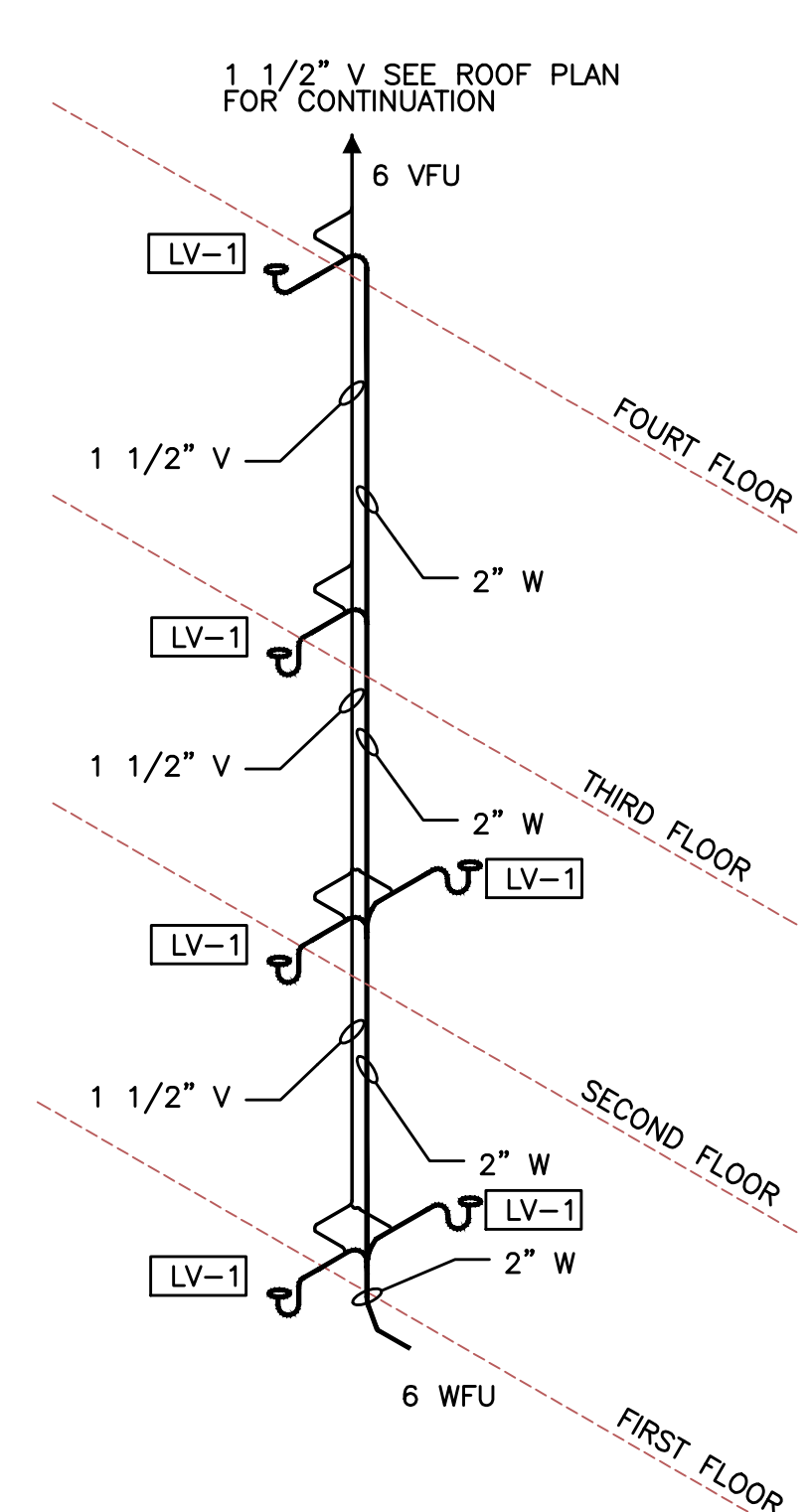
1 RISER "17" TYPICAL
P5.2 NOT TO SCALE

NOTE: DRAINAGE CONNECTIONS SHALL NOT BE MADE INTO A DRAINAGE PIPING SYSTEM WITHIN 8 FT OF ANY VERTICAL TO HORIZONTAL CHANGE OF DIRECTION OF A STACK CONTAINING A SUDS- PRODUCING FIXTURE. EXCEPTION: STACKS RECEIVING THE DISCHARGE FROM LESS THEN 3 STORIES OF PLUMBING FIXTURES.

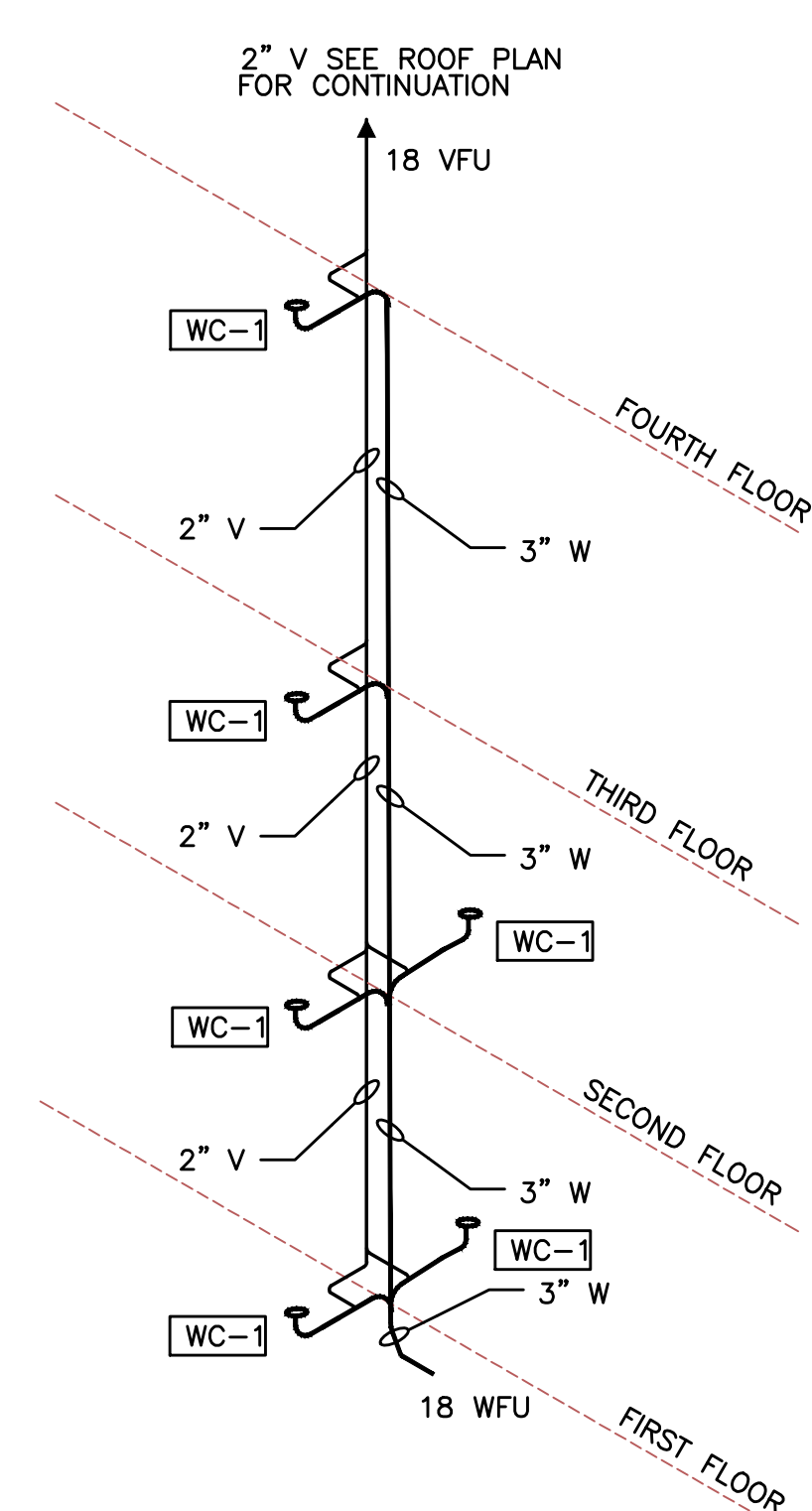


2 RISER "18" TYPICAL
P5.2 NOT TO SCALE

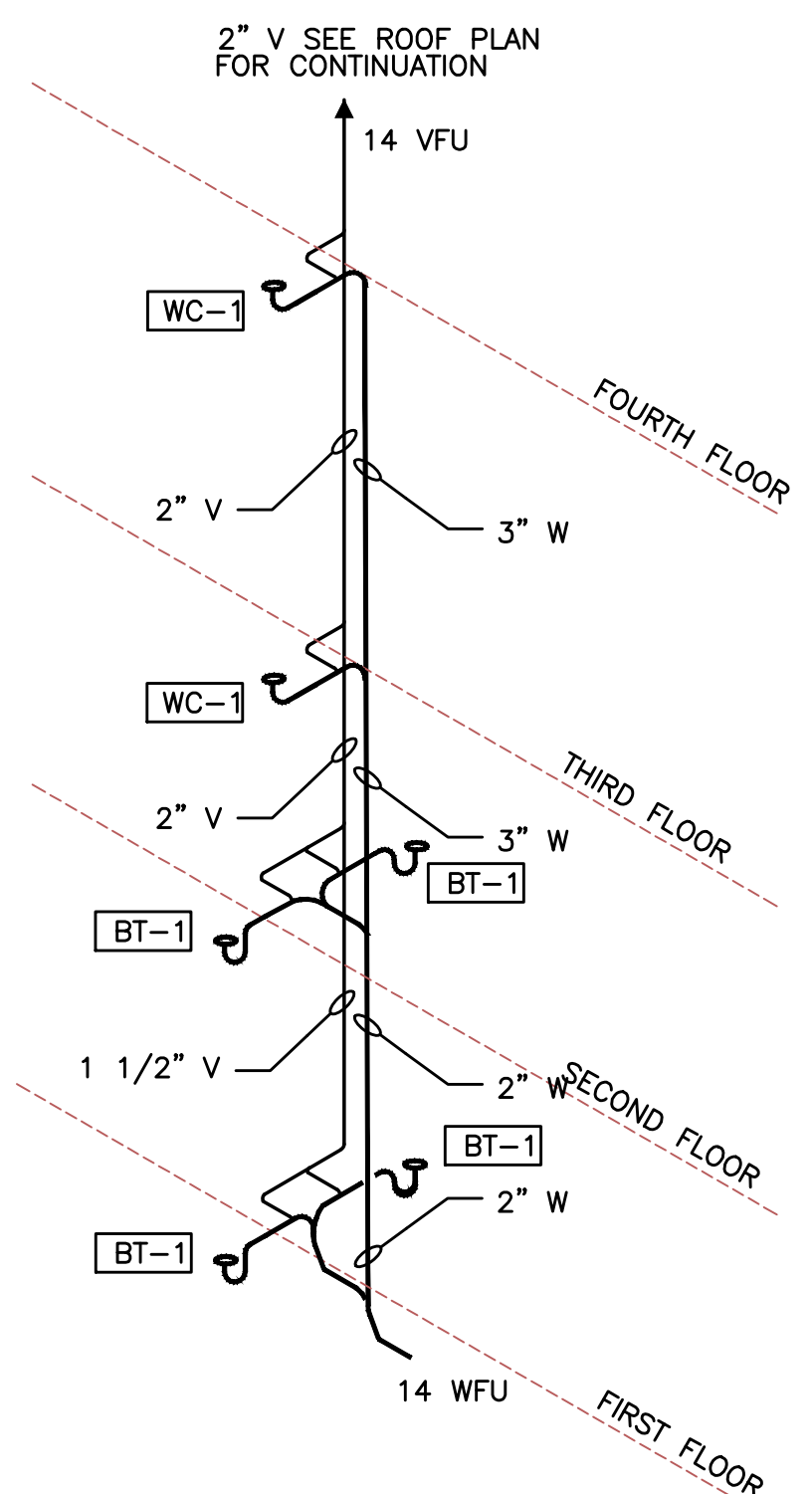
NOTE: DRAINAGE CONNECTIONS SHALL NOT BE MADE INTO A DRAINAGE PIPING SYSTEM WITHIN 8 FT OF ANY VERTICAL TO HORIZONTAL CHANGE OF DIRECTION OF A STACK CONTAINING A SUDS- PRODUCING FIXTURE. EXCEPTION: STACKS RECEIVING THE DISCHARGE FROM LESS THEN 3 STORIES OF PLUMBING FIXTURES.



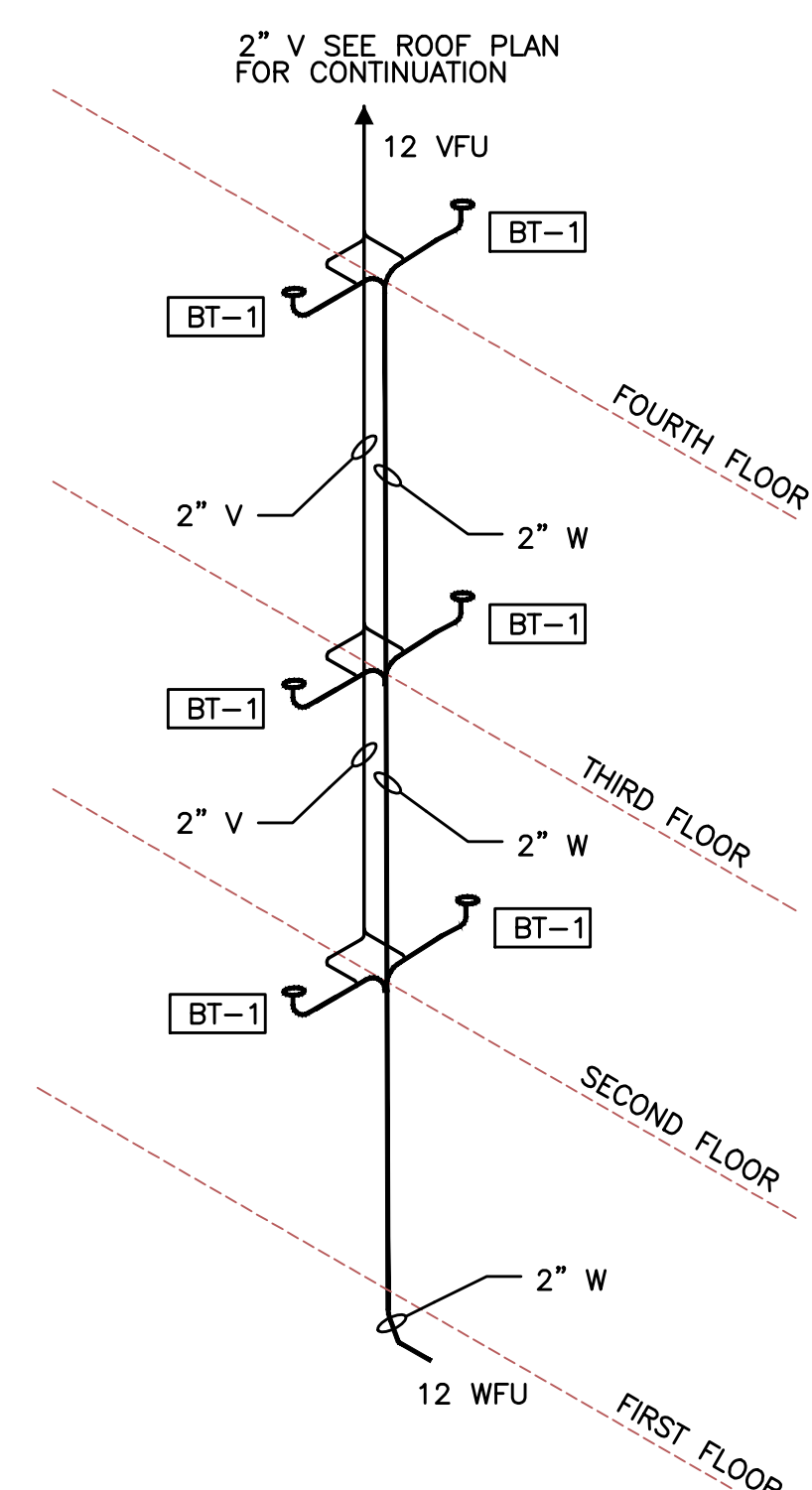
3 RISER "19" TYPICAL
P5.2 NOT TO SCALE



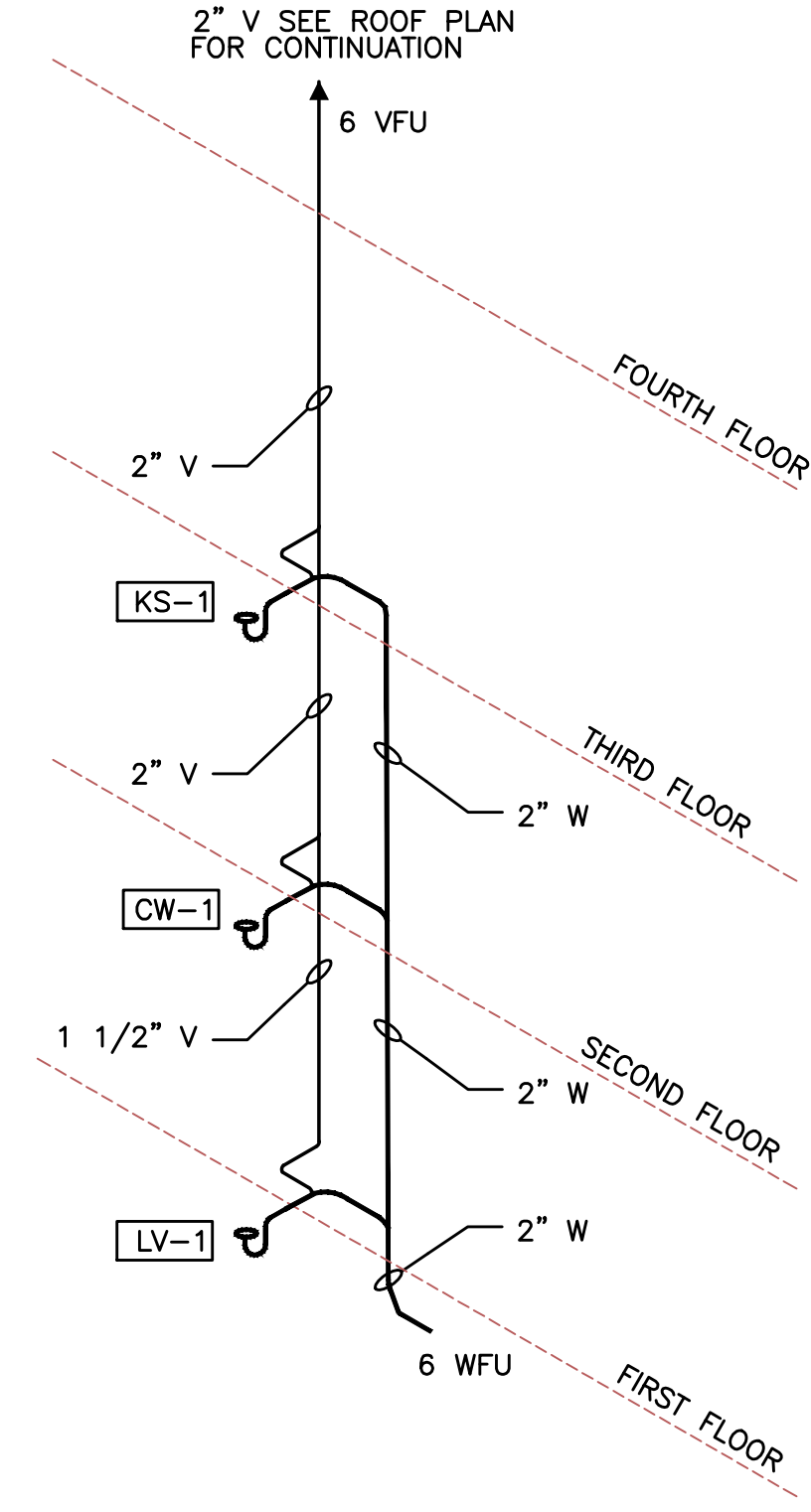
4 RISER "20" TYPICAL
P5.2 NOT TO SCALE



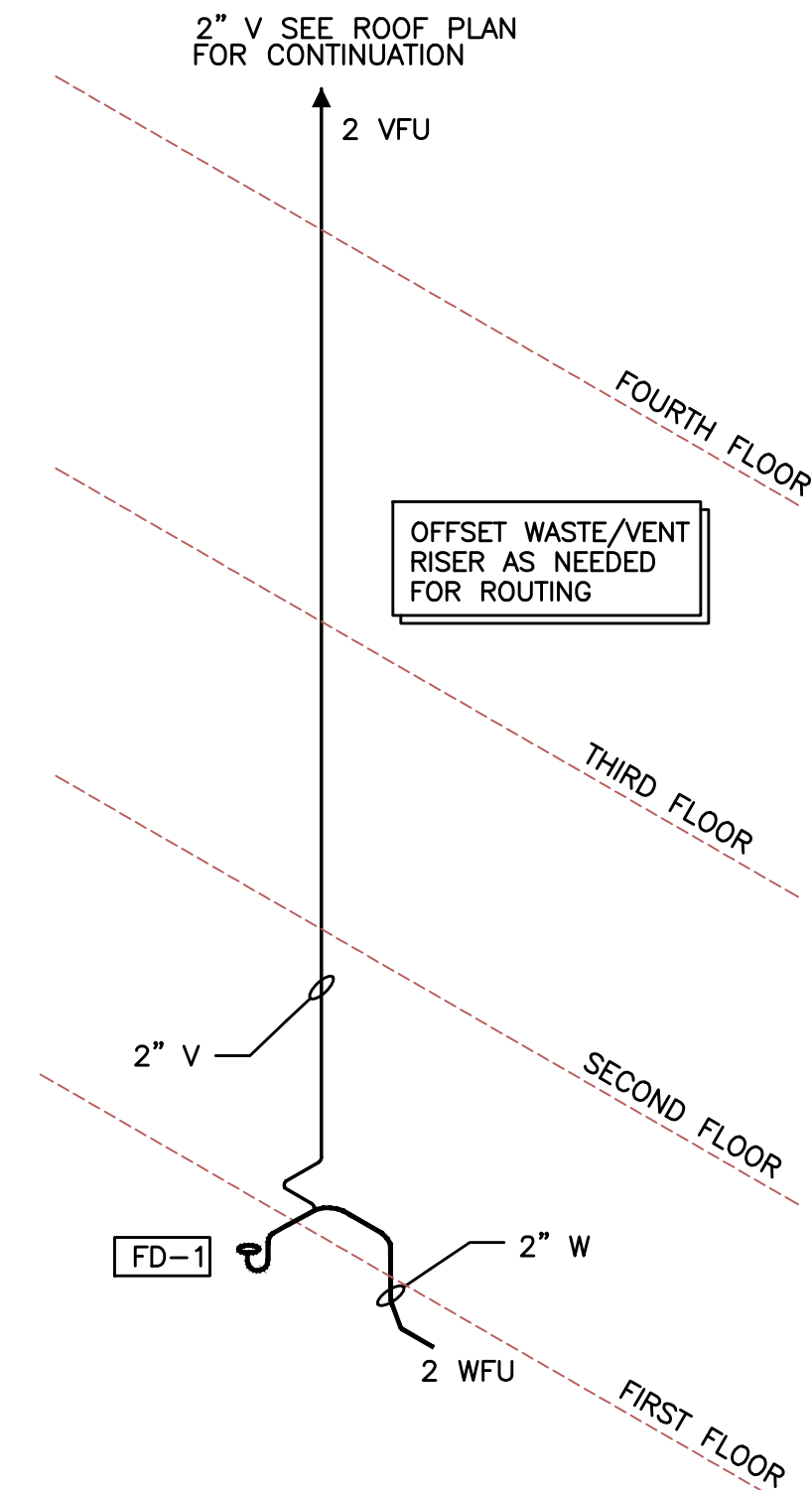
5 RISER "21" TYPICAL
P5.2 NOT TO SCALE



6 RISER "22" TYPICAL
P5.2 NOT TO SCALE



7 RISER "23" TYPICAL
P5.2 NOT TO SCALE



8 RISER "24" TYPICAL
P5.2 NOT TO SCALE

KING+PARKS MULTI-FAMILY RESIDENCES

PROJECT SITE: NE Martin Luther King Jr. Boulevard & N Rosa Parks Way
OWNER: Portland Community Reinvestment Initiatives Inc. (PCRI)
6329 NE Martin Luther King Jr. Blvd. Portland, Oregon 97211



PROJECT NO.	ISSUE DATE
16-0602	01.05.2017
REVISIONS	

SHEET

WASTE/VENT RISERS

P5.2

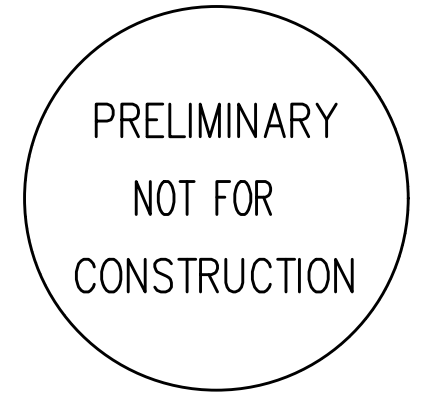
NOT FOR CONSTRUCTION

PRELIMINARY

© MERRYMAN BARNES ARCHITECTS, INC.

MERRYMAN BARNES ARCHITECTS
Consulting Engineers
2007 S.E. Ash St.
Portland, OR 97214
PHN: (503) 234-0548
FAX: (503) 234-0677
INC. WWW.MBA-ENG.COM
CONTACT: Takako Baker

MERRYMAN BARNES ARCHITECTS 4735 N ALBINA AVE SUITE 304 PORTLAND, OREGON 97217 P. 503.222.3753 WWW.MERRYMANBARNESARCHITECTS.COM



PLUMBING LEGEND

AFF ABOVE FINISHED FLOOR	----	(CW) COLD WATER
ARCH ARCHITECTURAL	----	(HW) HOT WATER
B.G. BELOW GRADE	----	(HWR) HOT WATER RECIRC
BTU BRITISH THERMAL UNIT	----	(W) BELOW GRADE WASTE
CAP. CAPACITY	----	(W) ABOVE GRADE WASTE
C.I. CAST IRON	----	(V) VENT
COMP. COMPARTMENT	----	(RD) RAIN DRAIN
CONT. CONTINUATION	----	(OD) OVERFLOW RAIN DRAIN
CU. CUBIC	----	(G) NATURAL GAS
DIA. DIAMETER	----	(F) FIRE WATER
ELEV. ELEVATION	∇ PRESSURE/TEMP RELIEF VALVE
FD FLOOR DRAIN	∩ BUTTERFLY VALVE
FDC FIRE DEPARTMENT CONNECTION	∩ GAS PRESSURE REGULATING VALVE
F.F. FINISH FLOOR	∩ PIPE TURNED UP, PIPE TURNED DOWN
FLG. FLANGE	∩ GATE VALVE
FT FOOT / FEET	∩ BALL VALVE
G GAS	∩ BALANCING VALVE
GA. GAUGE	∩ CHECK VALVE
GALV. GALVANIZED	∩ UNION
GPM GALLONS PER MINUTE	∩ DOUBLE CHECK ASSEMBLY
G.V. GATE VALVE	∩ CAP
HP HORSEPOWER	∩ TEE
KW KILOWATT	∩ ELBOW
LAV LAVATORY	∩ CLEANOUT
LBS POUNDS	∩	
MAX. MAXIMUM		
MBH THOUSANDS OF BTUs PER HOUR		
MIN. MINIMUM		
M.J. MECHANICAL JOINT		
N.I.M. NOT IN MECHANICAL		
PROT. PROTECTION		
PRV PRESSURE REDUCING VALVE		
PSI, PSIG POUNDS PER SQUARE INCH		
P/T PRESSURE / TEMPERATURE		
REQ'D REQUIRED		
TYP. TYPICAL		
VTR VENT THROUGH ROOF		
WC WATER CLOSET		

 EQUIPMENT MARK NUMBER
 FIXTURE MARK
 NOTE
 RISER DIAGRAM

PLUMBING CONNECTION SCHEDULE

MARK	FIXTURE	W	V	CW	HW	REMARKS
BT-1	BATH TUB	1-1/2"	1-1/2"	1/2"	1/2"	
BT-2	BATH TUB	1-1/2"	1-1/2"	1/2"	1/2"	ADA, GRAB BARS
CW-1	CLOTHES WASHER FITTING	2"	2"	1/2"	1/2"	W/ DRAIN PAN & DRAIN
HB-1	HOSE BIB			3/4"		NON-FREEZE
HB-2	HOSE BIB (TRASH)			3/4"		INDOOR HB WITH KEY
LV-1	LAVATORY	1-1/2"	1-1/2"	1/2"	1/2"	UNDER COUNTER MOUNT
LV-2	LAVATORY	1-1/2"	1-1/2"	1/2"	1/2"	PUBLIC COUNTER MOUNT
LV-3	LAVATORY	1-1/2"	1-1/2"	1/2"	1/2"	PUBLIC COUNTER MOUNT
S-1	KITCHEN SINK	2"	1-1/2"	1/2"	1/2"	DOUBLE COMPARTMENT
S-2	KITCHEN SINK	2"	1-1/2"	1/2"	1/2"	DOUBLE COMPARTMENT
WC-1	WATER CLOSET	3"	2"	1/2"		FLOOR MOUNT, TANK TYPE
WC-2	WATER CLOSET	3"	2"	1/2"		FLOOR MOUNT, TANK TYPE, ADA
SP-1	SUMP PUMP	2"				50 GPM, 1/2 HP
FD-1	FLOOR DRAIN	3"	VL			SIoux CHIEF
FD-2	FLOOR DRAIN	3"	VL			SIoux CHIEF
FD-3	FLOOR DRAIN	4"	2"			SIoux CHIEF

V.L. - VENTED LINE

GAS WATER HEATERS

MARK NUMBER	
FUEL	GAS
CAPACITY (GAL)	100
INPUT RATE (MBH)	199
RECOVERY CAP. @ 100 TR (GPH)	239
EFFICIENCY (%)	98.5
GAS VENT DIA. (INCHES)	4
DESIGN WEIGHT (LBS)	1735
BASIS OF DESIGN (BRADFORD WHITE)	EF-100T-199E-3N(A)

DOMESTIC WATER PUMP

MARK NUMBER	
SERVICE	WH/1-5
TYPE	RECIRC.
FLOW RATE (GPM)	18
HEAD (FT)	15
MOTOR HP	1/6
RPM	1750
BASIS OF DESIGN: GRUNDFOS	UP43-75BF

MIXING VALVE

MARK NUMBER	
WATER HEATER	1-4
MAX FLOW RATE GPM *	138
MIN FLOW RATE GRM	1.0
CW (SIZE IN.)	2"
HW (SIZE IN.)	2"
TWW (SIZE IN.)	2"
BASIS OF DESIGN	LEONARD TM-186-20050-PRV

* - AT 15 PSI DROP MAX

SUMP PUMP

MARK NUMBER	
SYSTEM	ELEVATOR
TYPE	SUMP
FLOW RATE (GPM)	50
HEAD (FT H2O)	15
POWER (HP)	1/2 HP

* - PROVIDE W/ PLUG IN CONNECTION FOR POWER

FIXTURE TYPE	DOMESTIC WATER SERVICE					SANITARY WASTE SERVICE	
	NUMBER OF FIXTURES	WATER FIXTURE UNITS	TOTAL WSFU	TOTAL CW FIXTURE UNITS	TOTAL HW FIXTURE UNITS	DRAINAGE FIXTURE UNITS	TOTAL DFU
BATHUB or COMBO BATH/SHOWER	1	4	4	3	3	2	2
CLOTHES WASHER	0	0	0	0	0	0	0
KITCHEN SINK (GRINDER & DISHWASHER)	1	3	3	2.25	2.25	2	2
LAVATORY (SINGLE)	1	1	1	0.75	0.75	1	1
WATER CLOSET (1.6 GPF TANK-PRIVATE)	1	2.5	2.5	0	0	3	3
TOTAL PER UNIT	4	10.5	10.5	8.5	6	8	8
20 TYPICAL UNITS	80	210	210	170	120	160	160
PLUMBING CALCULATIONS 2bd/1ba							
DOMESTIC WATER SERVICE							
SANITARY WASTE SERVICE							
FIXTURE TYPE							
NUMBER OF FIXTURES							
WATER FIXTURE UNITS							
TOTAL WSFU							
TOTAL CW FIXTURE UNITS							
TOTAL HW FIXTURE UNITS							
DRAINAGE FIXTURE UNITS							
TOTAL DFU							
BATHUB or COMBO BATH/SHOWER	1	4	4	3	3	2	2
CLOTHES WASHER	0	0	0	0	0	0	0
KITCHEN SINK (GRINDER & DISHWASHER)	1	3	3	2.25	2.25	2	2
LAVATORY (SINGLE)	1	1	1	0.75	0.75	1	1
WATER CLOSET (1.6 GPF TANK-PRIVATE)	1	2.5	2.5	0	0	3	3
TOTAL PER UNIT	4	10.5	10.5	8.5	6	8	8
37 TYPICAL UNITS	148	388.5	388.5	314.5	222	296	296
PLUMBING CALCULATIONS 3bd/1.5ba							
DOMESTIC WATER SERVICE							
SANITARY WASTE SERVICE							
FIXTURE TYPE							
NUMBER OF FIXTURES							
WATER FIXTURE UNITS							
TOTAL WSFU							
TOTAL CW FIXTURE UNITS							
TOTAL HW FIXTURE UNITS							
DRAINAGE FIXTURE UNITS							
TOTAL DFU							
BATHUB or COMBO BATH/SHOWER	1	4	4	3	3	2	2
CLOTHES WASHER	0	0	0	0	0	0	0
KITCHEN SINK (GRINDER & DISHWASHER)	1	3	3	2.25	2.25	2	2
LAVATORY (SINGLE)	2	2	2	1.5	1.5	1	2
WATER CLOSET (1.6 GPF TANK-PRIVATE)	2	2.5	5	0	0	3	6
TOTAL PER UNIT	6	10.5	14	11.75	6.75	8	12
1 TYPICAL UNIT	6	10.5	14	11.75	6.75	8	12
PLUMBING CALCULATIONS 2bd/1.5ba TH							
DOMESTIC WATER SERVICE							
SANITARY WASTE SERVICE							
FIXTURE TYPE							
NUMBER OF FIXTURES							
WATER FIXTURE UNITS							
TOTAL WSFU							
TOTAL CW FIXTURE UNITS							
TOTAL HW FIXTURE UNITS							
DRAINAGE FIXTURE UNITS							
TOTAL DFU							
BATHUB or COMBO BATH/SHOWER	1	4	4	3	3	2	2
CLOTHES WASHER	1	4	4	3	3	3	3
KITCHEN SINK (GRINDER & DISHWASHER)	1	3	3	2.25	2.25	2	2
LAVATORY (SINGLE)	2	1	2	1.5	1.5	1	2
WATER CLOSET (1.6 GPF TANK-PRIVATE)	2	2.5	5	0	0	3	6
TOTAL PER UNIT	7	14.5	18	14.75	9.75	11	15
1 TYPICAL UNIT	7	14.5	18	14.75	9.75	11	15
PLUMBING CALCULATIONS 3bd/1.5ba TH							
DOMESTIC WATER SERVICE							
SANITARY WASTE SERVICE							
FIXTURE TYPE							
NUMBER OF FIXTURES							
WATER FIXTURE UNITS							
TOTAL WSFU							
TOTAL CW FIXTURE UNITS							
TOTAL HW FIXTURE UNITS							
DRAINAGE FIXTURE UNITS							
TOTAL DFU							
BATHUB or COMBO BATH/SHOWER	1	4	4	3	3	2	2
CLOTHES WASHER	1	4	4	3	3	3	3
KITCHEN SINK (GRINDER & DISHWASHER)	1	3	3	2.25	2.25	2	2
LAVATORY (SINGLE)	2	1	2	1.5	1.5	1	2
WATER CLOSET (1.6 GPF TANK-PRIVATE)	2	2.5	5	0	0	3	6
TOTAL PER UNIT	7	14.5	18	14.75	9.75	11	15
11 TYPICAL UNITS	77	159.5	198	162.25	107.25	121	165
COMMON SPACES							
DOMESTIC WATER SERVICE							
SANITARY WASTE SERVICE							
FIXTURE TYPE							
NUMBER OF FIXTURES							
WATER FIXTURE UNITS							
TOTAL WSFU							
TOTAL CW FIXTURE UNITS							
TOTAL HW FIXTURE UNITS							
DRAINAGE FIXTURE UNITS							
TOTAL DFU							
MOP BASIN	4	3	12	9	9	3	12
HOSE BIBB (FIRST ONE)	4	2.5	10	10	0	---	---
RECEPTOR (ELEVATOR WASTE)	1	0	0	0	0	100	100
CLOTHES WASHER	22	4	88	66	66	3	66
RECEPTOR (INDIRECT WASTE)	9	---	---	---	---	1	9
LAVATORY (SINGLE)	3	1	3	2.25	2.25	1	3
WATER CLOSET (1.6 GPF TANK-PRIVATE)	3	2.5	7.5	0	0	3	9
TOTAL:	46	13	120.5	94.75	77.25	111	199
BUILDING TOTAL							
DOMESTIC WATER SERVICE							
SANITARY WASTE SERVICE							
UNIT TYPE							
NUMBER FIXTURE UNITS							
WATER FIXTURE UNITS							
TOTAL WSFU							
TOTAL CW FIXTURE UNITS							
TOTAL HW FIXTURE UNITS							
TOTAL DFU							
2BD/1BA	80	210	210	170	120	160	160
2BD/1BA	148	388.5	388.5	314.5	222	296	296
3BD/1.5BA	6	10.5	14	11.75	6.75	12	12
2BD/1.5 TH	7	14.5	18	14.75	9.75	15	15
3BD/1.5 TH	77	159.5	198	162.25	107.25	165	165
COMMONS SPACES	46	13	120.5	94.75	77.25	199	199
ELEVATOR SUMP PUMP						100	100
TOTAL:	364	796	949	768	543	947	947

DOMESTIC WATER DEMAND	180	GPM
DOMESTIC WATER PIPE SIZE	4"	CW
SANITARY SEWER	8"	WASTE

MBA Consulting Engineers
2007 S.E. Ash St.
Portland, OR 97214
PHN: (503) 234-0548
FAX: (503) 234-0677
INC. WWW.MBA-ENG.COM
CONTACT: Takako Baker

KING+PARKS MULTI-FAMILY RESIDENCES

PROJECT SITE: NE Martin Luther King Jr. Boulevard & N Rosa Parks Way
OWNER: Portland Community Reinvestment Initiatives Inc. (PCRI)
6329 NE Martin Luther King Jr. Blvd. Portland, Oregon 97211

PROJECT NO. 16-0602
ISSUE DATE 01.05.2017

REVISIONS

SHEET

LEGENDS AND SCHEDULES

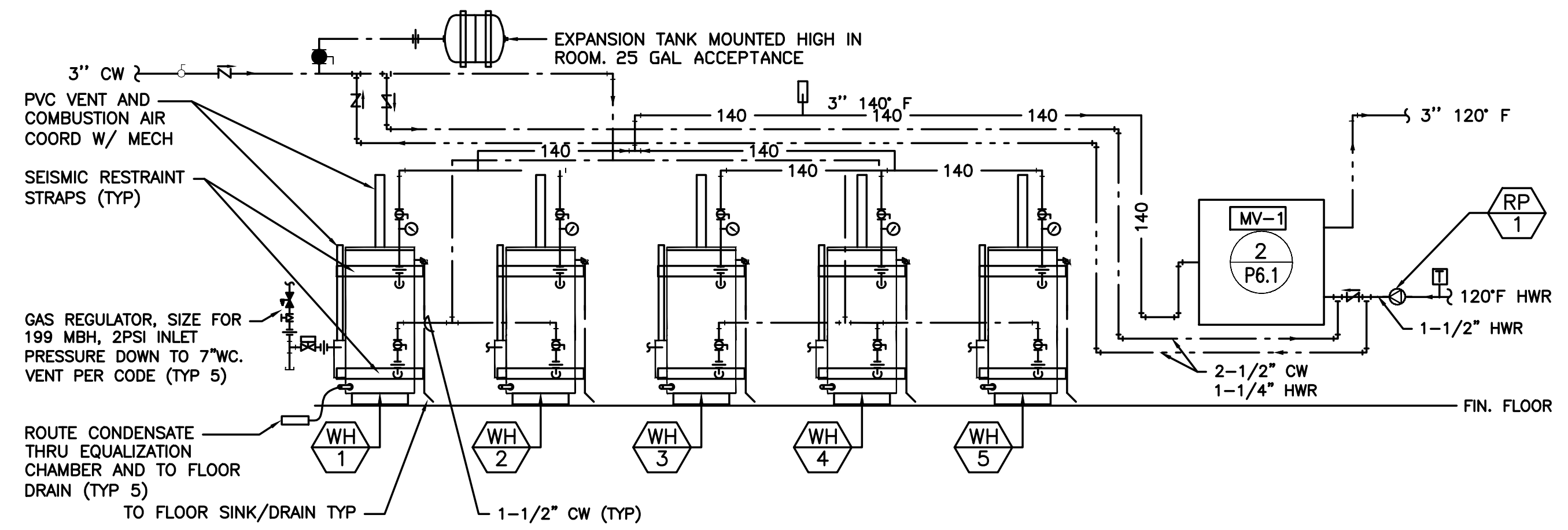
P6.0

NOT FOR CONSTRUCTION

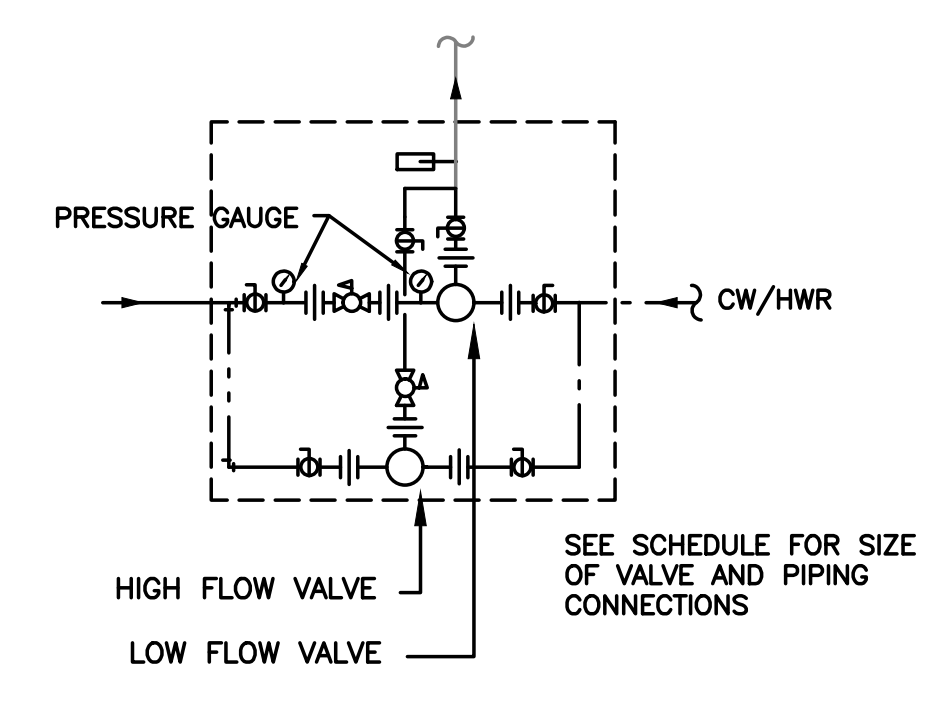
PRELIMINARY
© MERRYMAN BARNES ARCHITECTS, INC.

MERRYMAN BARNES ARCHITECTS 4715 NALBINA AVE SUITE 304 PORTLAND, OREGON 97217 P. 503.222.3703 WWW.MERRYMANBARNESARCHITECTS.COM

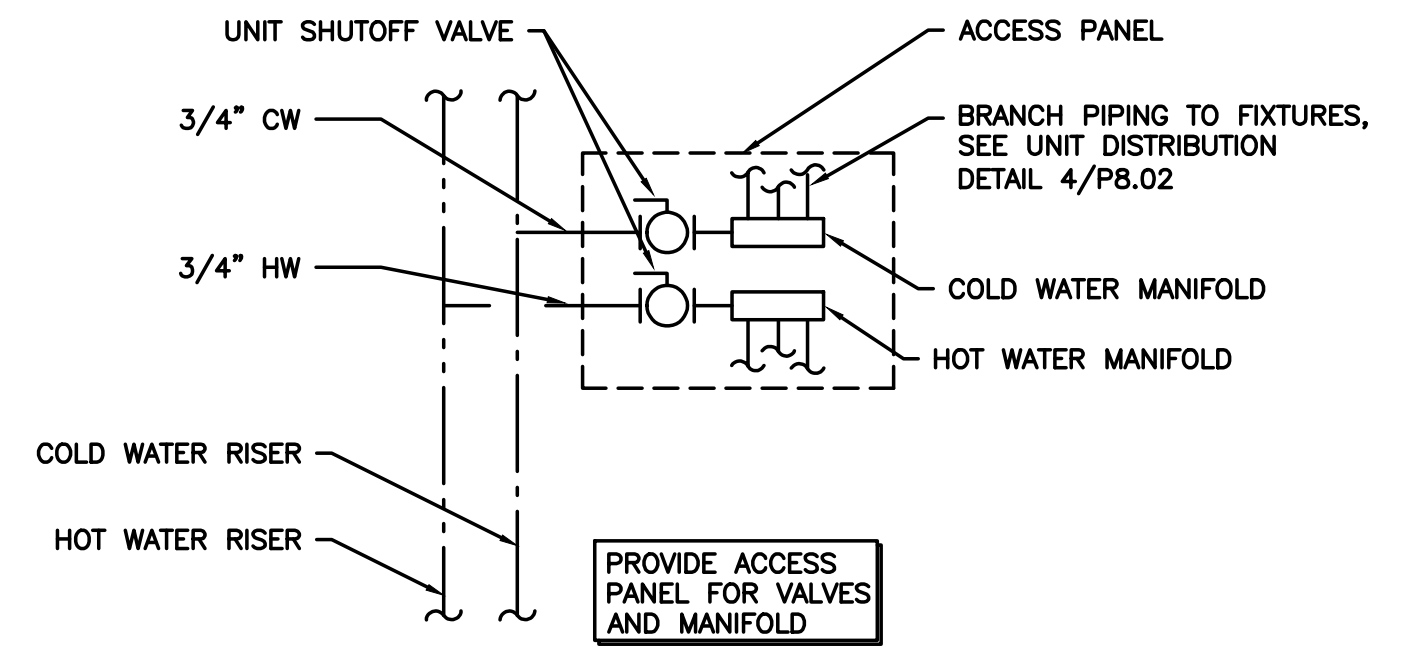
PRELIMINARY
NOT FOR
CONSTRUCTION



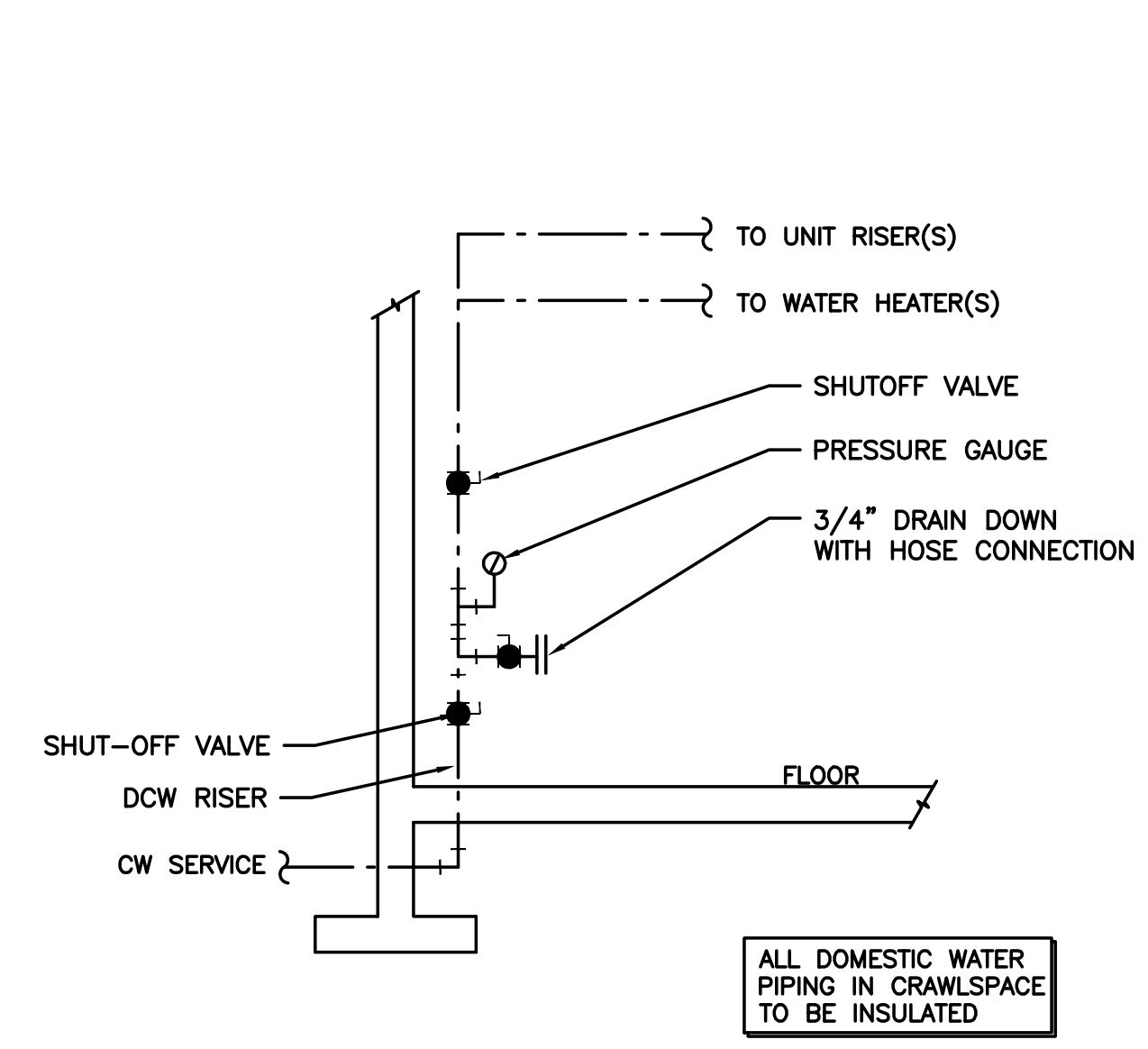
1 WATER HEATER PIPING DETAIL
P6.1 DIAGRAMATIC



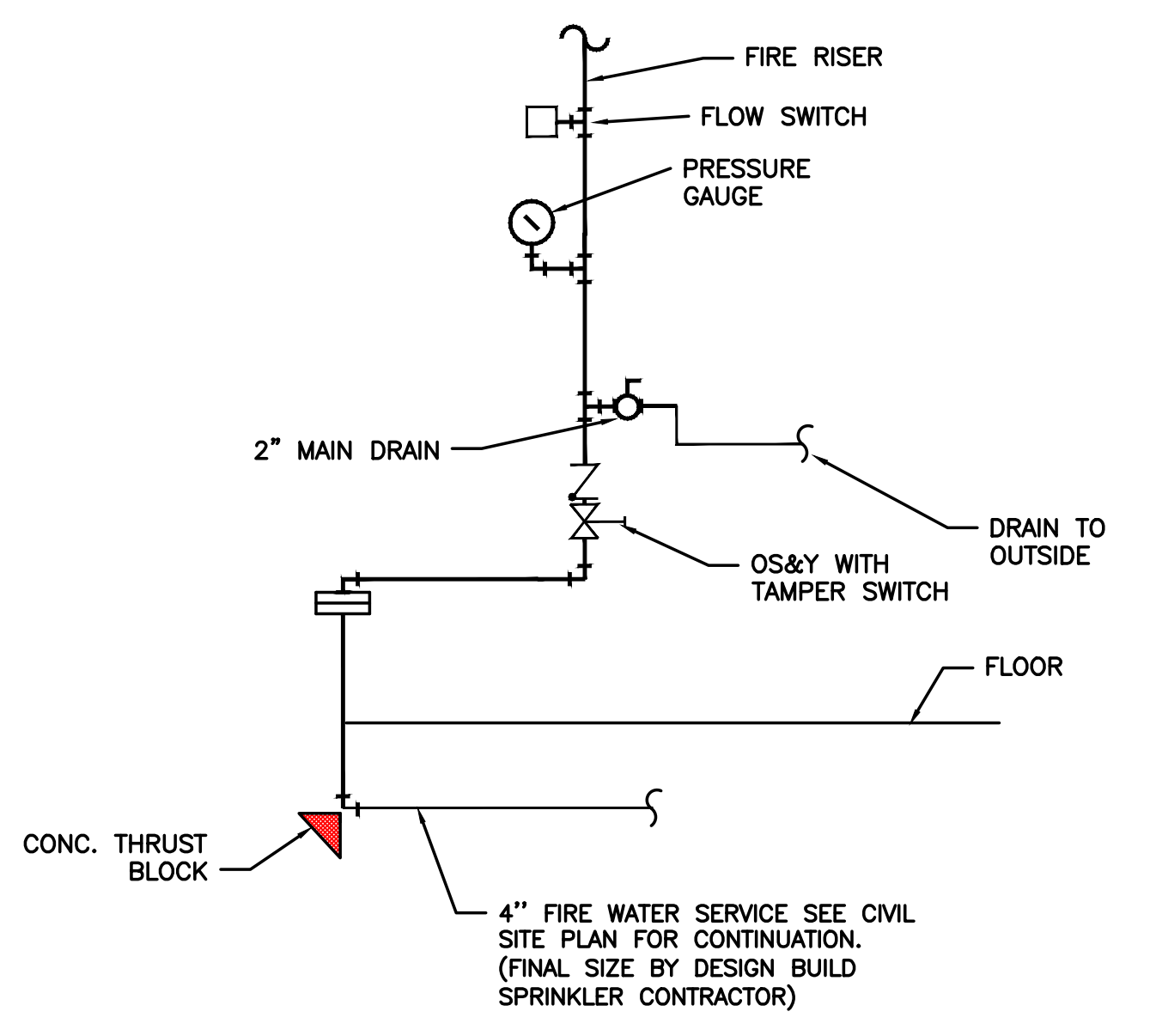
2 MIXING VALVE
P6.1 DIAGRAMATIC



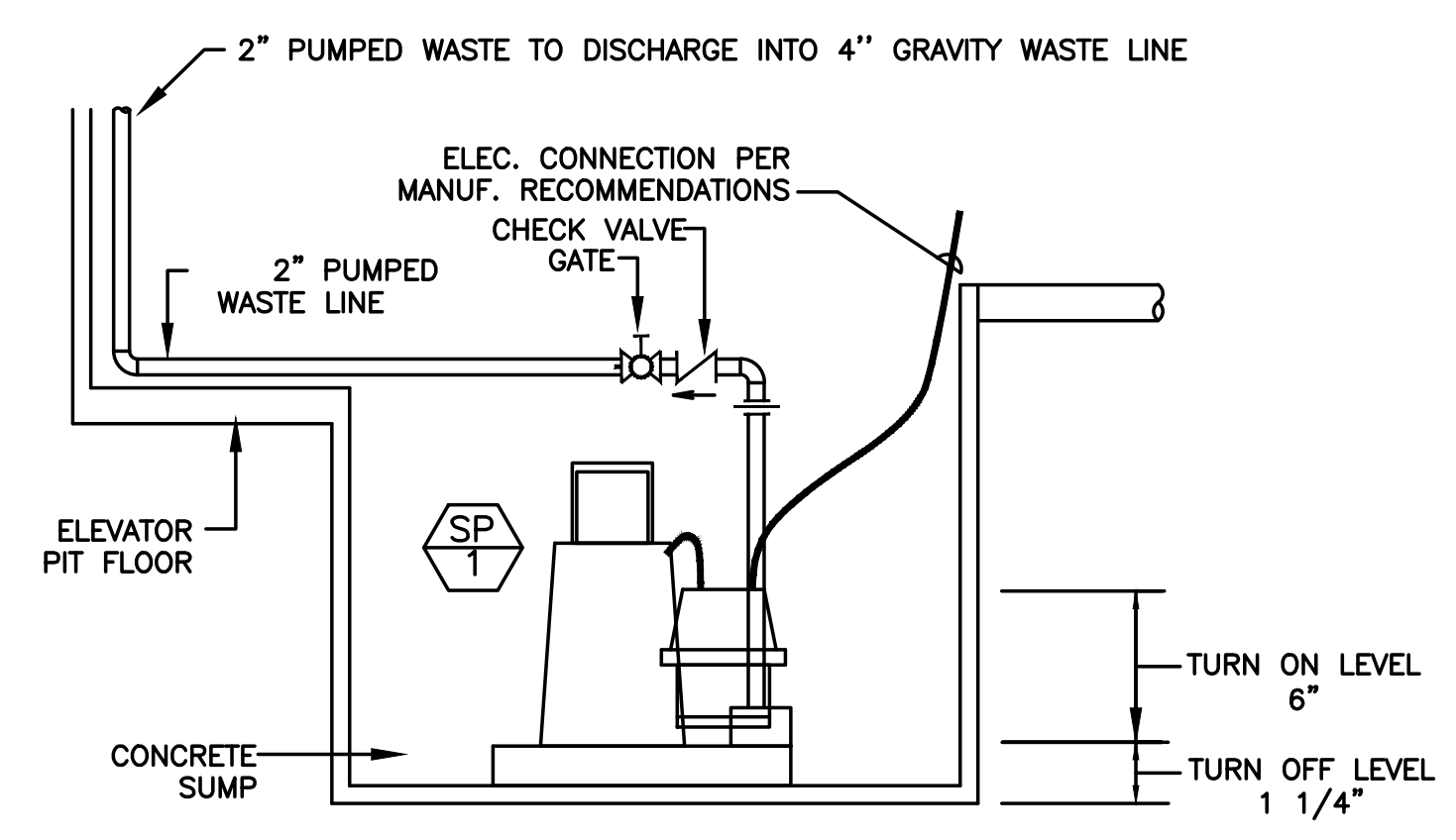
3 UNIT DISTRIBUTION MANIFOLD
P6.1 DIAGRAMATIC



4 DOMESTIC WATER RISER DIAGRAM
P6.1 DIAGRAMATIC

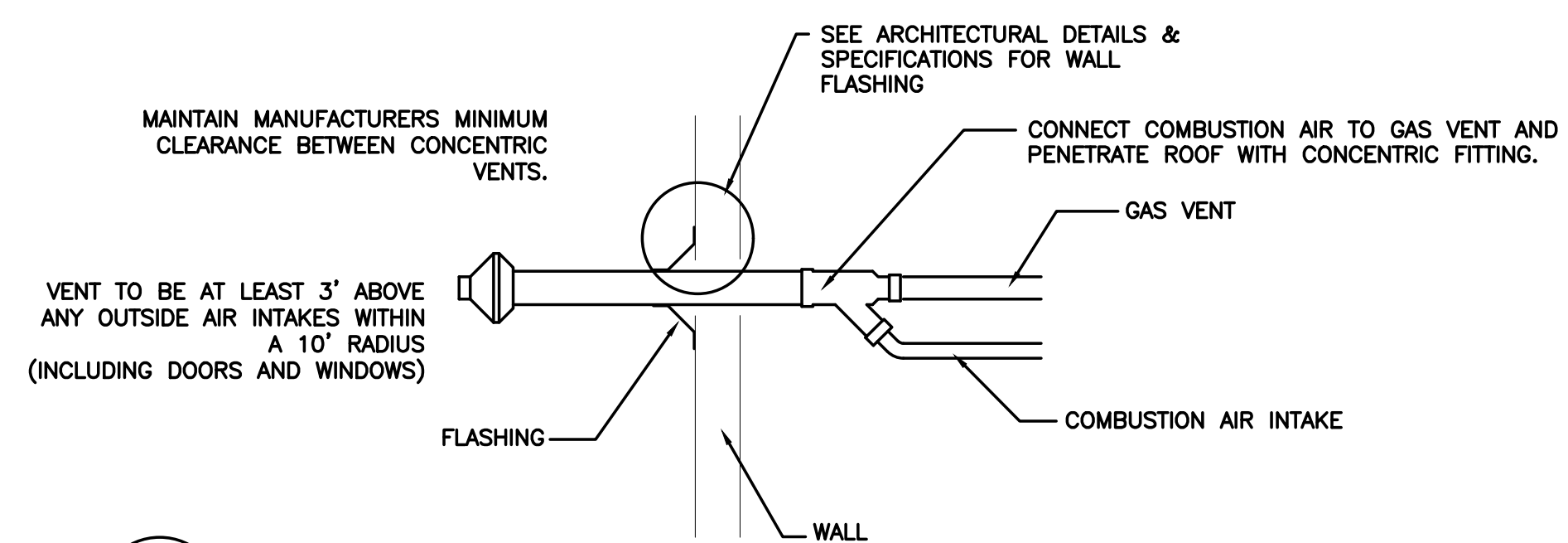


5 FIRE RISER DIAGRAM
P6.1 DIAGRAMATIC

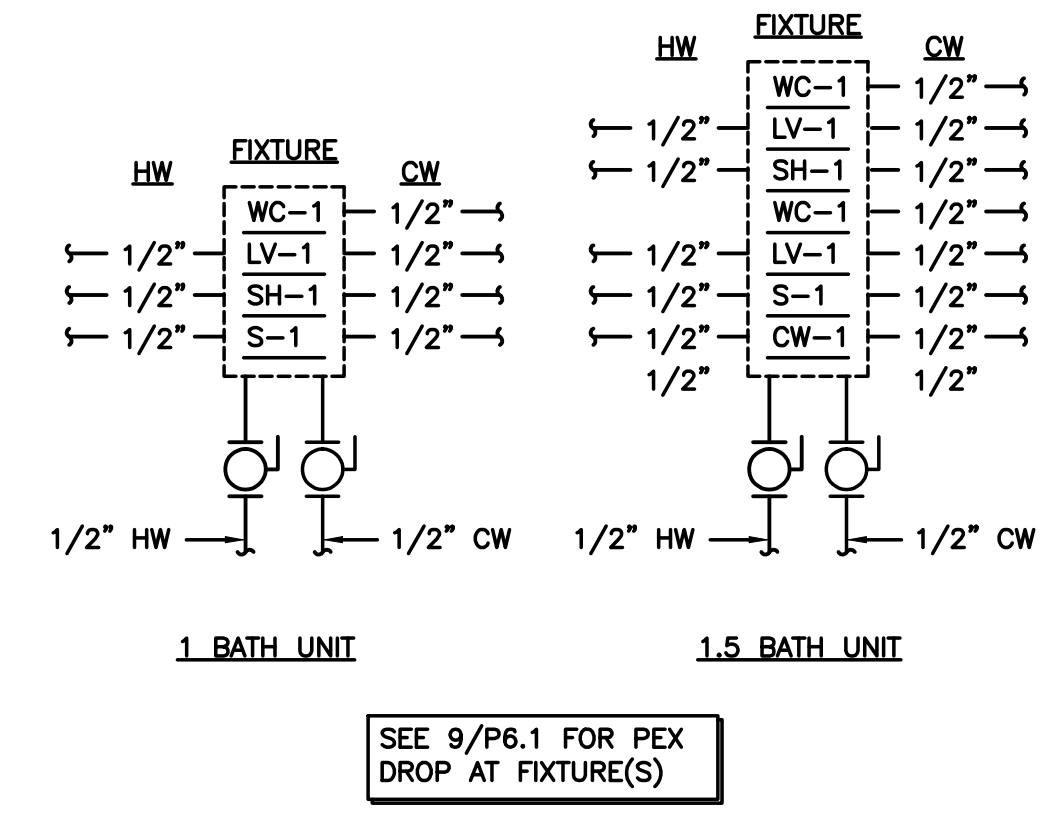


6 TYPICAL ELEVATOR SUMP
P6.1 DIAGRAMATIC

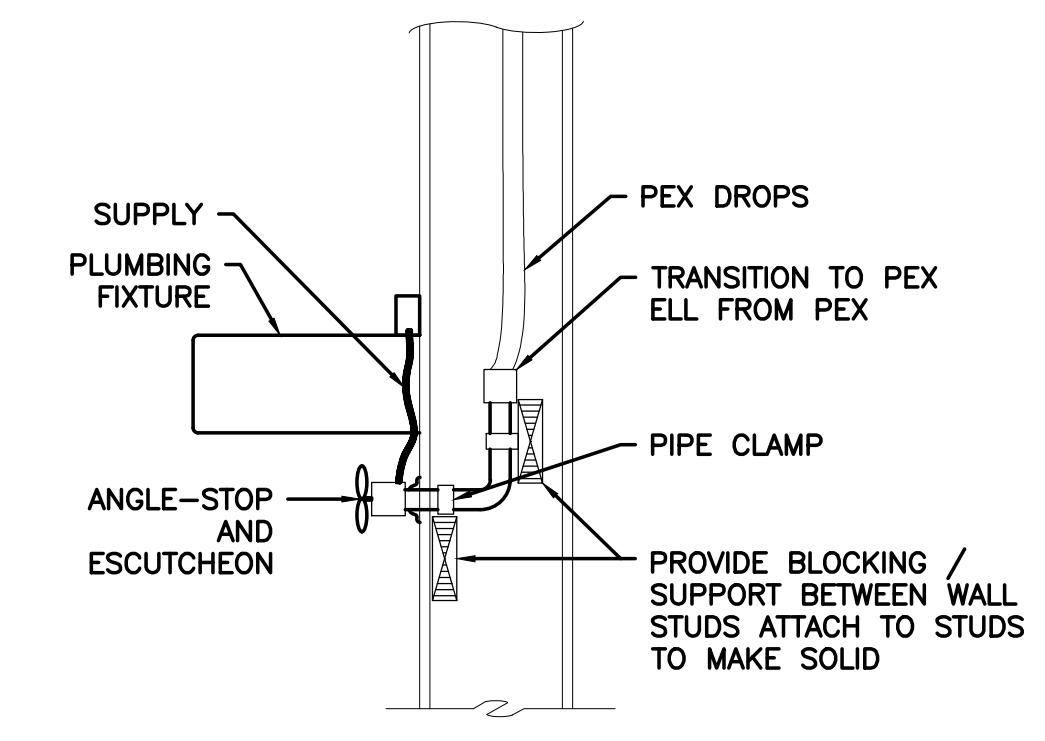
7 NOT USED
P6.1 DIAGRAMATIC



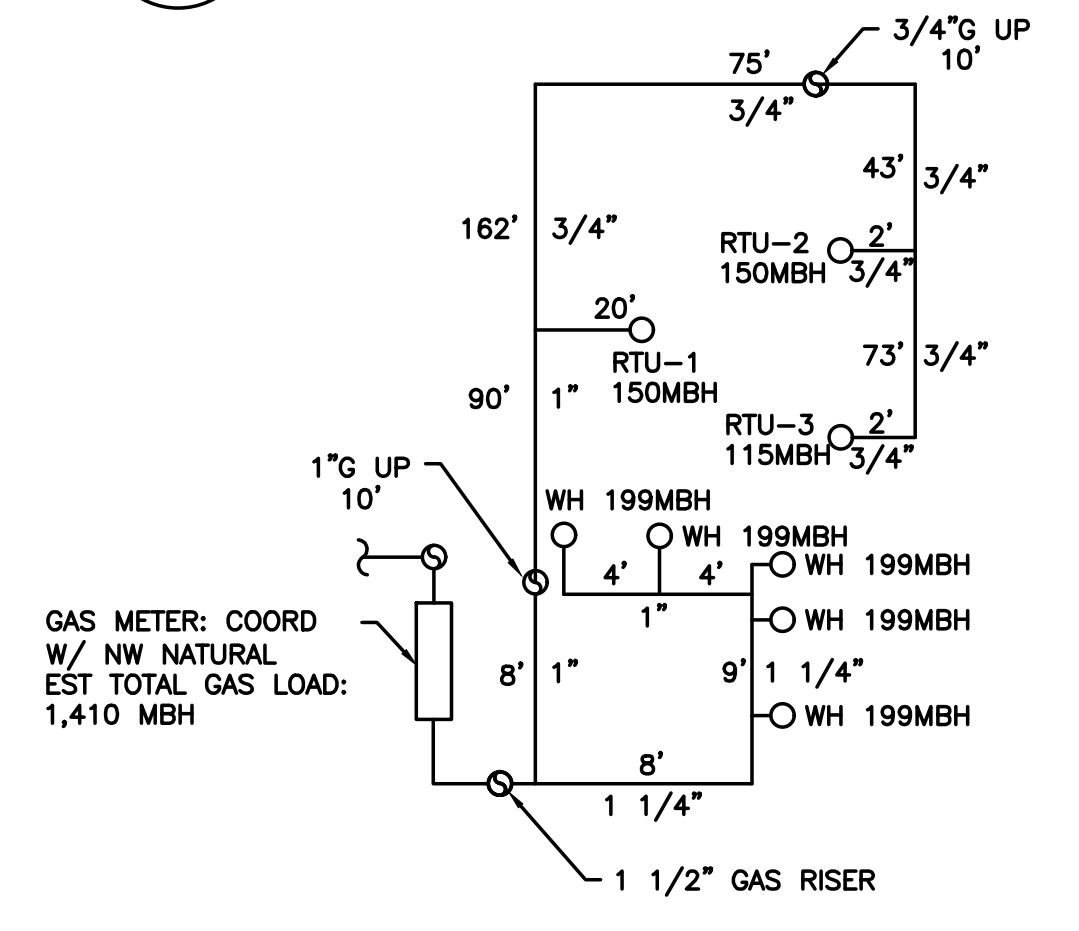
7 CONCENTRIC GAS VENT & COMBUSTION AIR INTAKE
P6.1 DIAGRAMATIC



8 UNIT DISTRIBUTION DIAGRAM
P6.1 DIAGRAMATIC



9 PEX DROP DETAIL
P6.1 DIAGRAMATIC



10 GAS PIPING DIAGRAM
P6.1 DIAGRAMATIC

KING+PARKS MULTI-FAMILY RESIDENCES

PROJECT SITE: NE Martin Luther King Jr. Boulevard & N Rosa Parks Way
OWNER: Portland Community Reinvestment Initiatives Inc. (PCRI)
6329 NE Martin Luther King Jr. Blvd. Portland, Oregon 97211

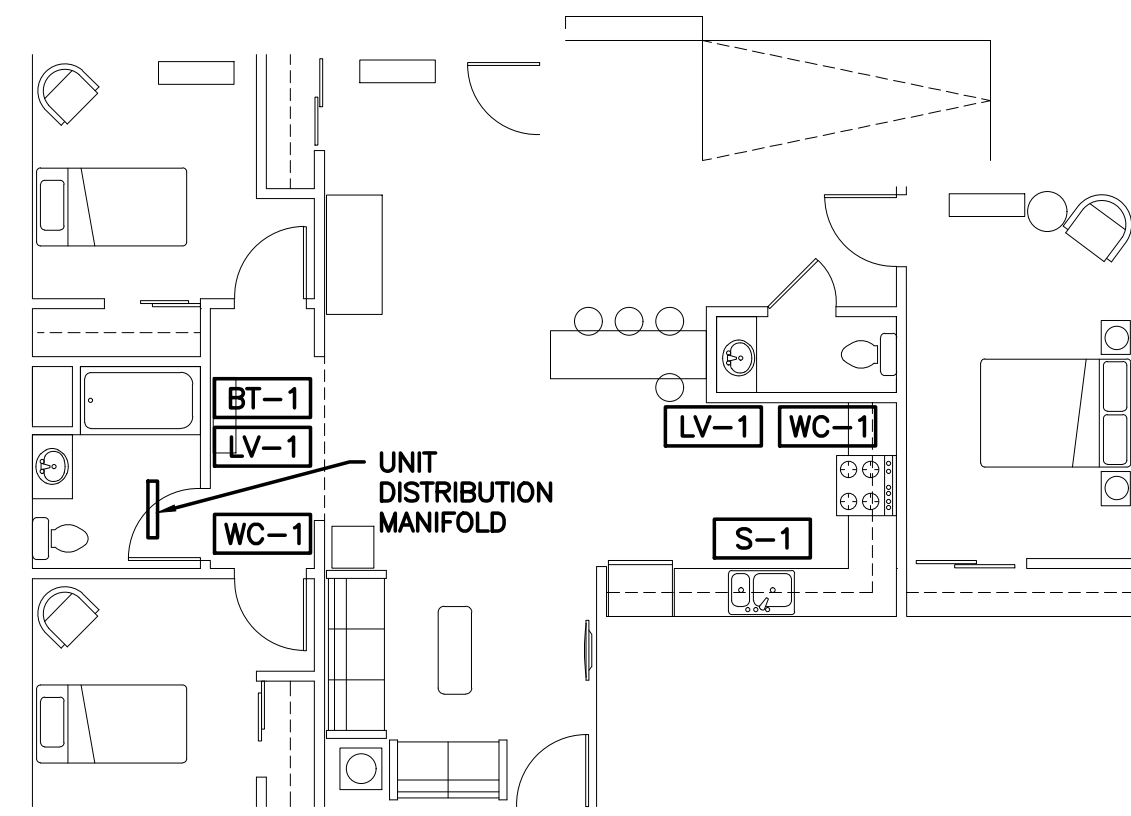
PROJECT NO. 16-0602
ISSUE DATE 01.05.2017
REVISIONS

SHEET
DETAILS
P6.1
NOT FOR CONSTRUCTION
PRELIMINARY
© MERRYMAN BARNES ARCHITECTS, INC.

Merryman Barnes Architects
Consulting Engineers
2007 S.E. Ash St.
Portland, OR 97214
PHN: (503) 234-0548
FAX: (503) 234-0677
INC. WWW.MBA-ENG.COM
CONTACT: Takako Baker

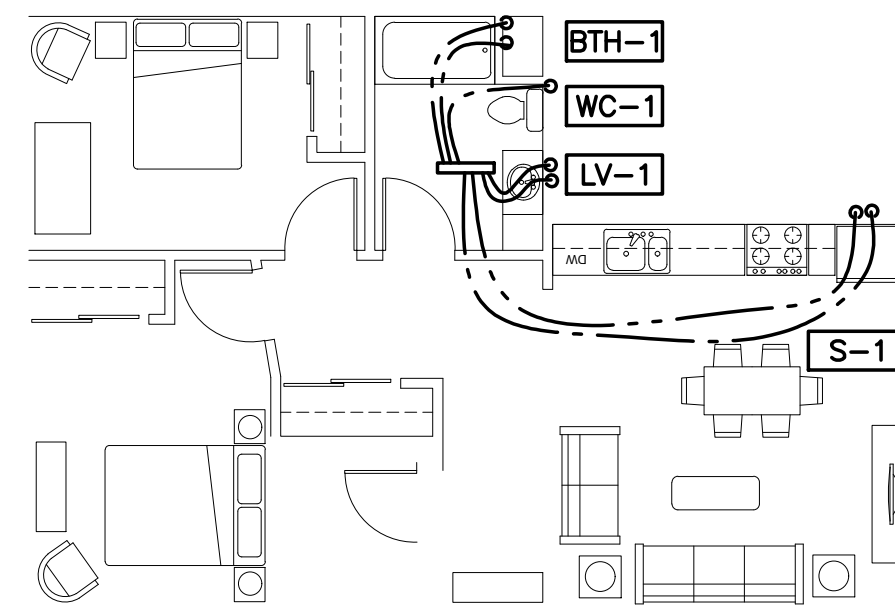
MERRYMAN BARNES ARCHITECTS 475 N ALBINA AVE SUITE 304 PORTLAND, OREGON 97217 P. 503.222.3753 WWW.MERRYMANBARNESARCHITECTS.COM

PRELIMINARY
NOT FOR
CONSTRUCTION



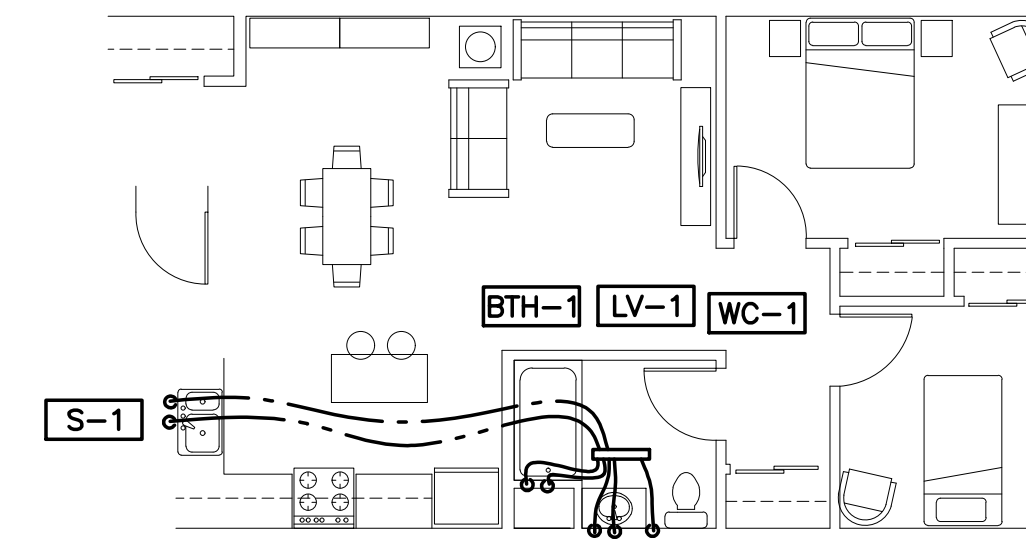
GROUND 3 BEDROOM/1.5 BATHROOM ADA

1 GROUND 3BD/1.5 BA ADA
P6.2 SCALE: 1/8"=1'-0"



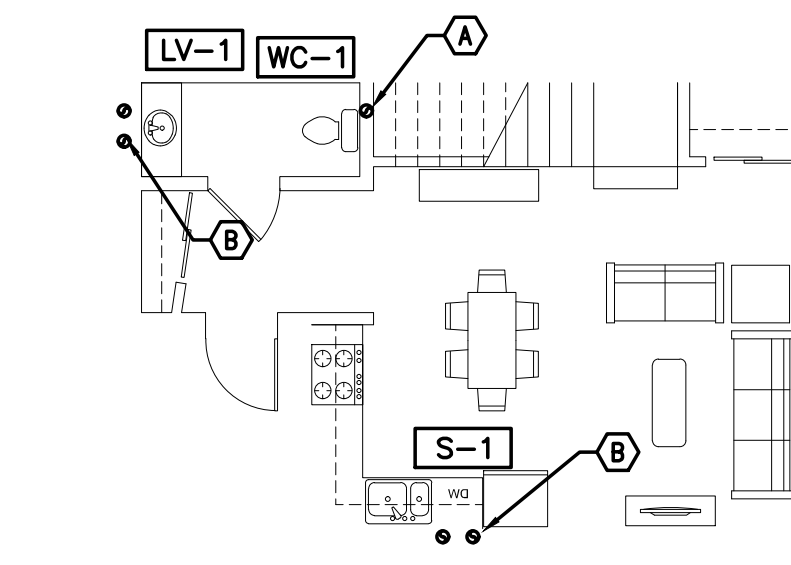
GROUND END 2 BEDROOM/1 BATH

2 GROUND END 2BD/1.5 BA
P6.2 SCALE: 1/8"=1'-0"

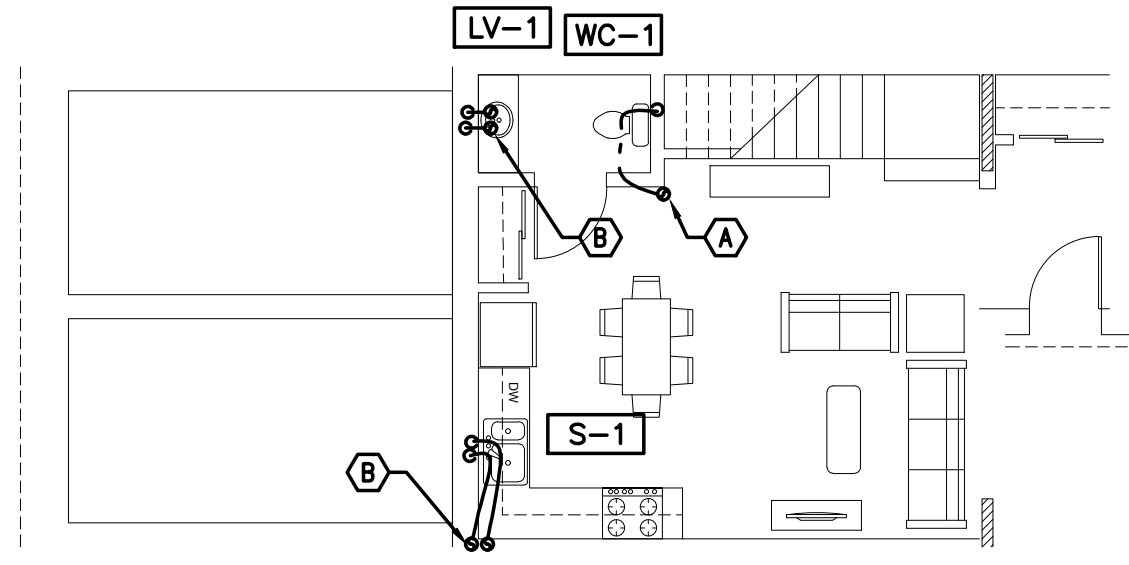


GROUND 2 BEDROOM/1 BATH

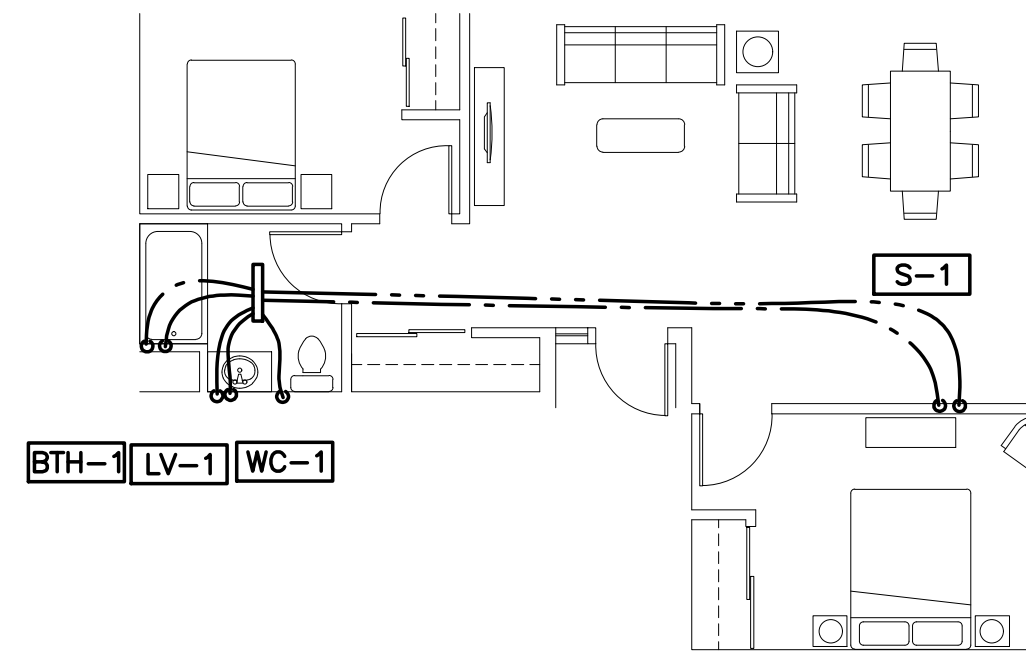
3 GROUND 2BD/1.5 BA
P6.2 SCALE: 1/8"=1'-0"



TOWNHOUSE 2 BED/1.5 BATH LOWER
KEYED NOTES:
A - 1/2" CW UP TO 1ST FLOOR
B - 1/2" CW&HW UP TO 1ST FLOOR

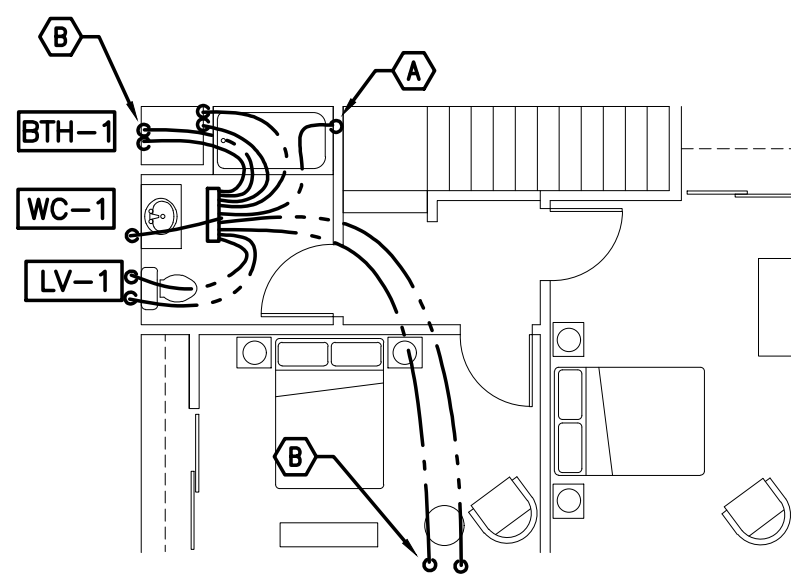


TOWNHOUSE 3 BED/1.5 BATH LOWER
KEYED NOTES:
A - 1/2" CW UP TO 1ST FLOOR
B - 1/2" CW&HW UP TO 1ST FLOOR

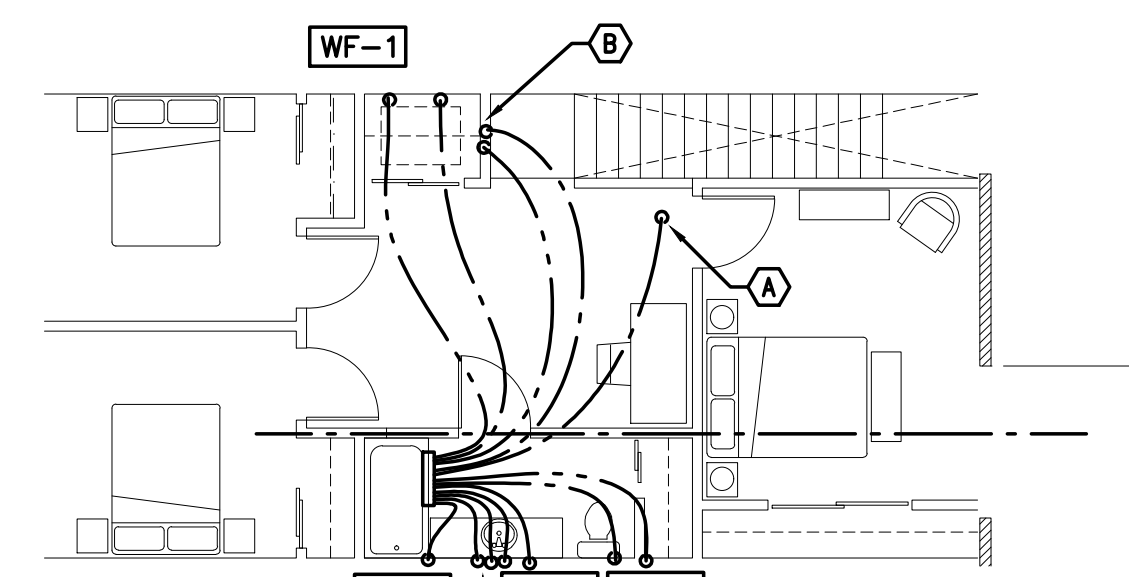


CORNER 2 BEDROOM/1 BATH

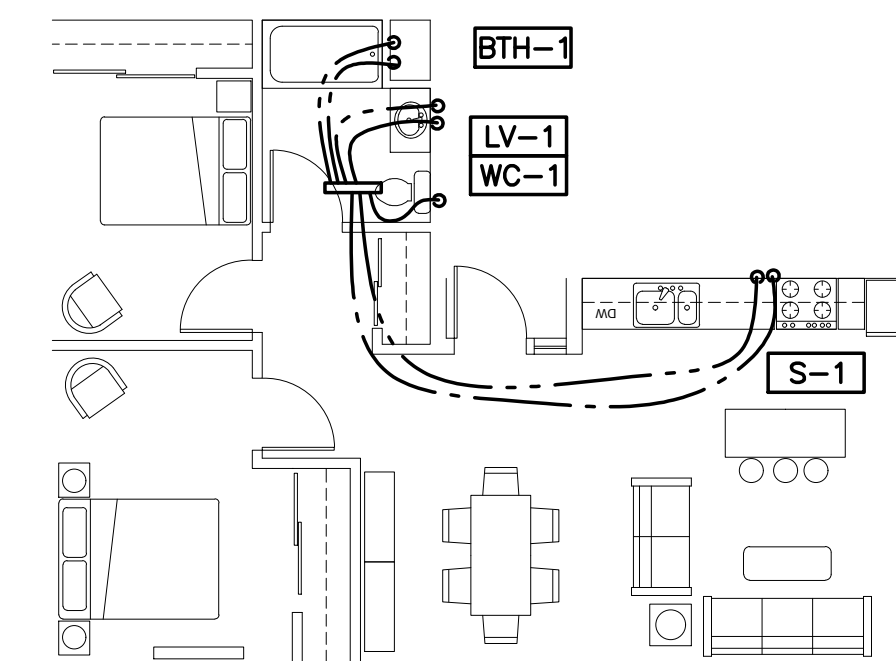
6 2ND, 3RD AND 4TH FLOORS CORNER 2BD/1BA
P6.2 SCALE: 1/8"=1'-0"



TOWNHOUSE 2 BED/1.5 BATH UPPER
KEYED NOTES:
A - 1/2" CW DN TO 1ST FLOOR
B - 1/2" CW&HW DN TO 1ST FLOOR



TOWNHOUSE 3 BED/1.5 BATH UPPER
KEYED NOTES:
A - 1/2" CW DN TO 1ST FLOOR
B - 1/2" CW&HW DN TO 1ST FLOOR

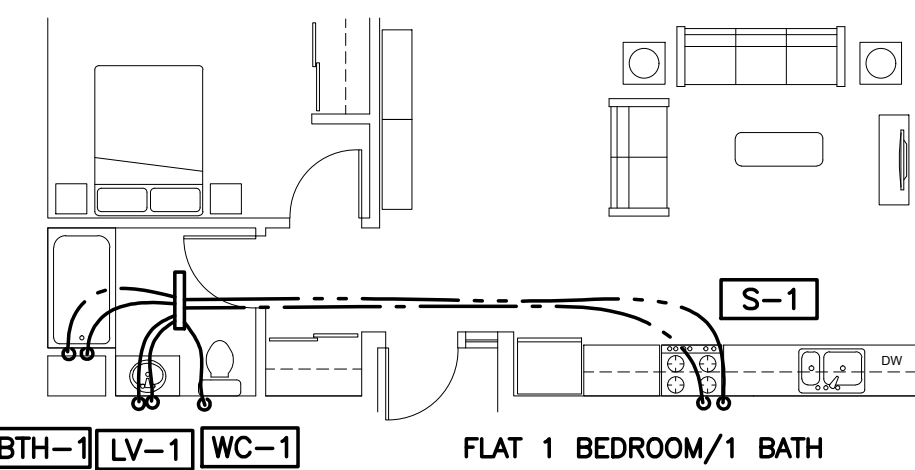


FLAT 2 BEDROOM/1 BATH

7 2ND, 3RD AND 4TH FLOORS FLAT 2BD/1 BA
P6.2 SCALE: 1/8"=1'-0"

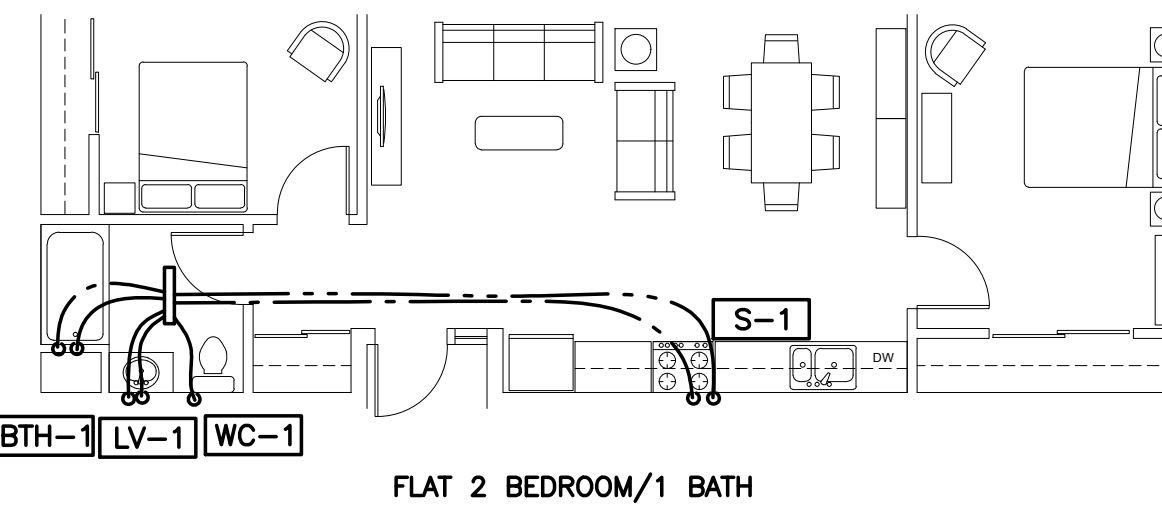
4 2BD.1.5 BA TOWNHOUSE DETAIL
P6.2 SCALE: 1/8"=1'-0"

5 3BD.1.5 BA TOWNHOUSE DETAIL
P6.2 SCALE: 1/8"=1'-0"



FLAT 1 BEDROOM/1 BATH

8 2ND, 3RD AND 4TH FLOORS FLAT 1BD/1BA
P6.2 SCALE: 1/8"=1'-0"



FLAT 2 BEDROOM/1 BATH

9 2ND, 3RD AND 4TH FLOORS FLAT 2BD/1.5 BA
P6.2 SCALE: 1/8"=1'-0"

KING+PARKS MULTI-FAMILY RESIDENCES

PROJECT SITE: NE Martin Luther King Jr. Boulevard & N Rosa Parks Way
OWNER: Portland Community Reinvestment Initiatives Inc. (PCRI)
6329 NE Martin Luther King Jr. Blvd. Portland, Oregon 97211

MERRYMAN BARNES ARCHITECTS 4735 N ALBINA AVE SUITE 304 PORTLAND, OREGON 97217 P. 503.222.3753 WWW.MERRYMANBARNESARCHITECTS.COM



PROJECT NO. 16-0602
ISSUE DATE 01.05.2017

REVISIONS

SHEET

ENLARGED
PLANS
P6.2
NOT FOR CONSTRUCTION
PRELIMINARY
© MERRYMAN BARNES ARCHITECTS, INC.

MBA Consulting Engineers
2007 S.E. Ash St.
Portland, OR 97214
PHN: (503) 234-0548
FAX: (503) 234-0677
INC. WWW.MBIA-ENG.COM
CONTACT: Takako Baker