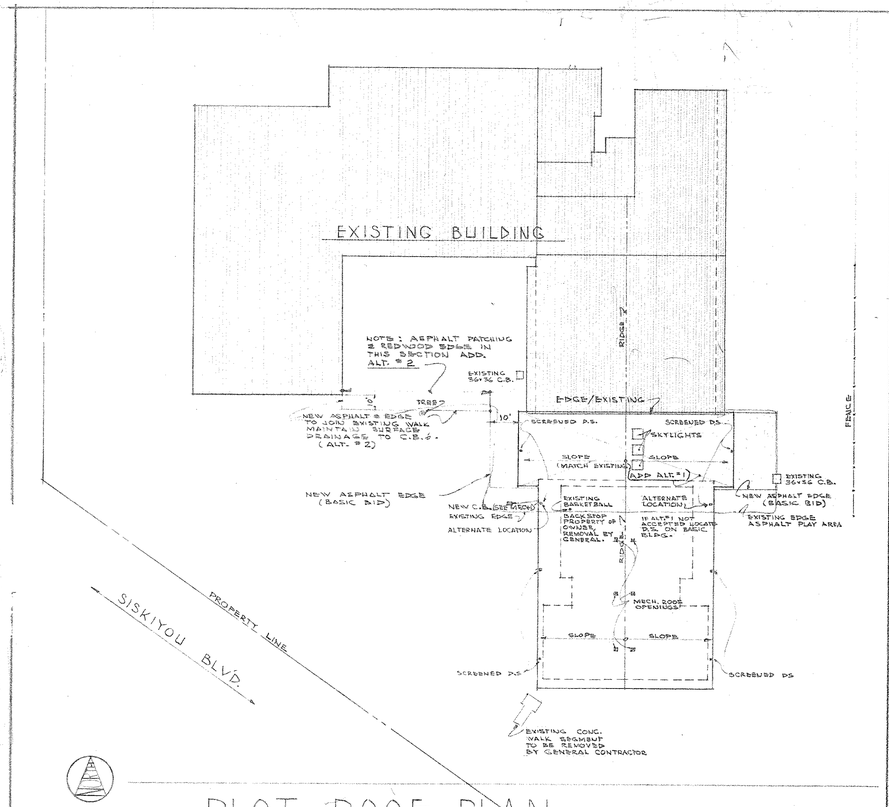

PLOT-ROOF PLAN

SCALE: 1" = 30'-0"

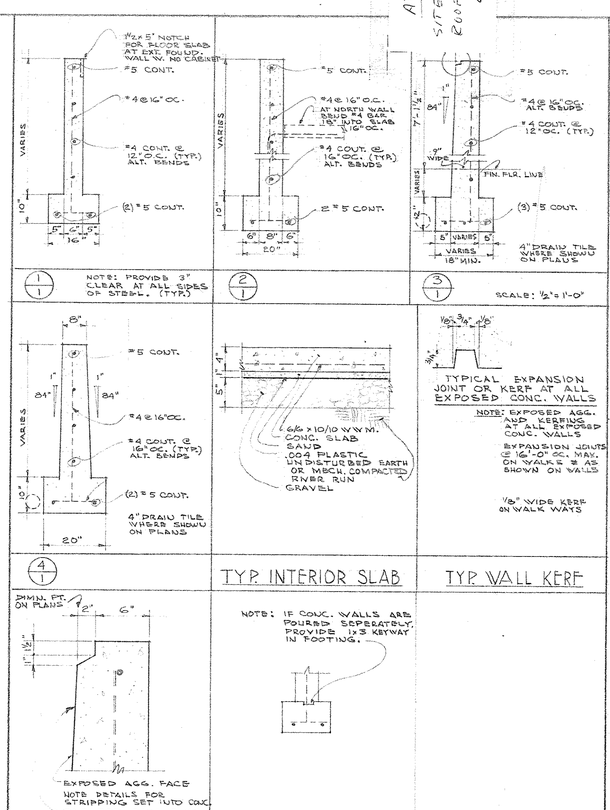

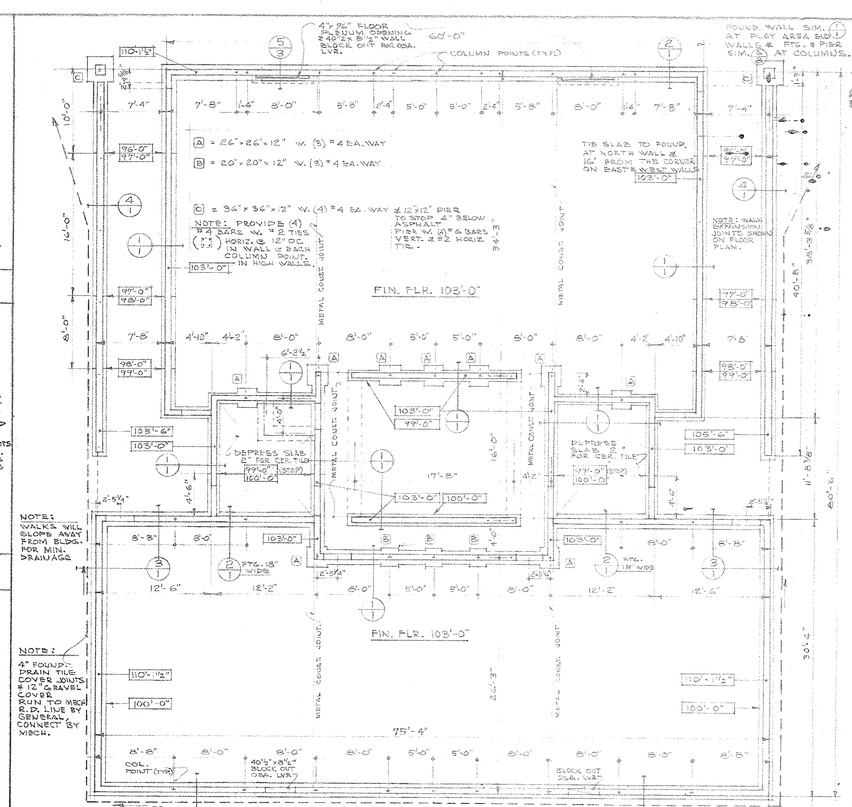

FOUNDATION PLAN

SCALE: 1/8" = 1'-0"

REFLECTED CEILING PLAN

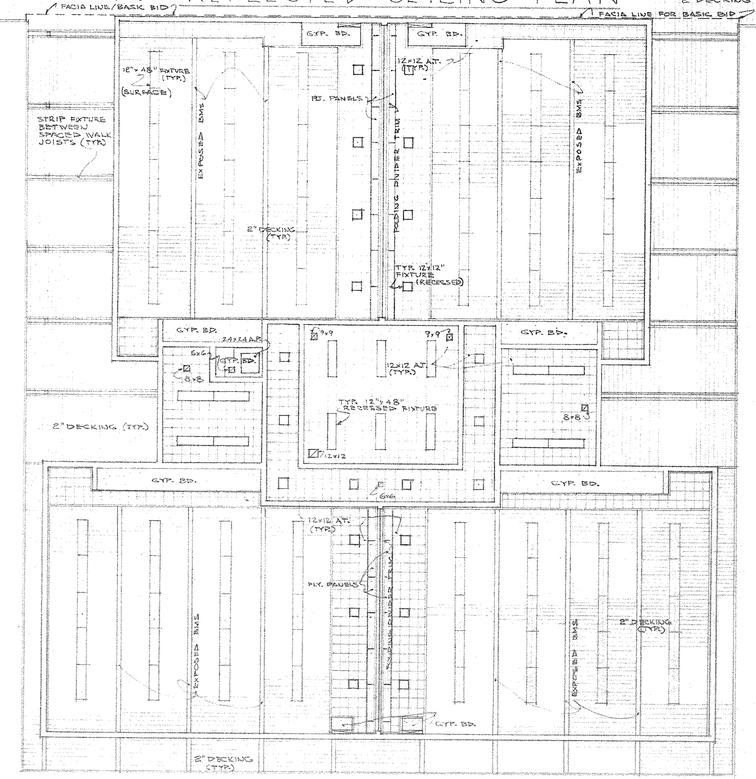

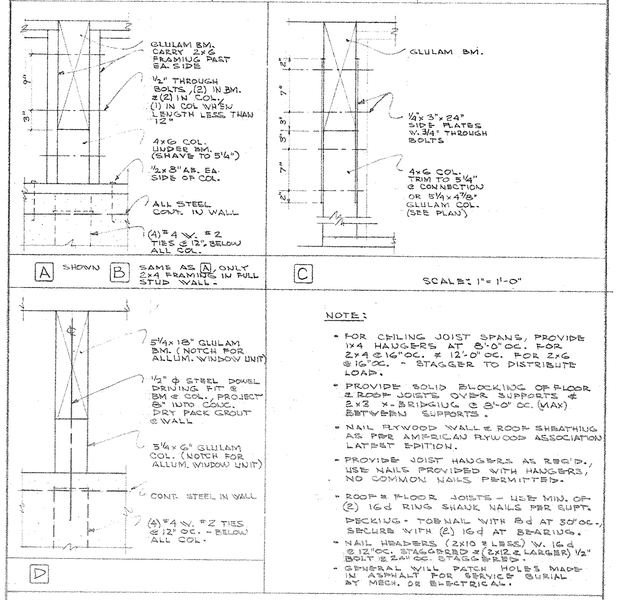

NOTE:

- FOR CEILING JOIST SPANS, PROVIDE 1x4 HANGERS AT 8'-0" OC. FOR 2x4 @ 16" OC. & 12'-0" OC. FOR 2x6 @ 16" OC. - STAGGER TO DISTRIBUTE LOAD.
- PROVIDE SOLID BLOCKING OF FLOOR & ROOF JOISTS OVER SUPPORTS & 3x3 X-BRIDGING @ 8'-0" OC. (MAX) BETWEEN SUPPORTS.
- NAIL PLYWOOD WALL & ROOF SHEATHING AS PER AMERICAN PLYWOOD ASSOCIATION LATEST EDITION.
- PROVIDE JOIST HANGERS AS REQ'D., USE NAILS PROVIDED WITH HANGERS, NO COMMON NAILS PERMITTED.
- ROOF & FLOOR JOISTS - USE MIN. OF (2) 16d RING SHANK NAILS PER SUPT. DECKING - TOENAIL WITH 8d AT 30" OC., SECURE WITH (2) 16d AT BEARING.
- NAIL HEADERS (2x10 & LESS) W. 16d @ 12" OC. STAGGERED & (2x12 & LARGER) ½" BOLT @ 24" OC. STAGGERED.
- GENERAL WILL PATCH HOLES MADE IN ASPHALT FOR SERVICE BURIAL AT MECH. OR ELECTRICAL.

NOTE:

ALL MECHANICAL & ELECTRICAL ITEMS OCCURING IN CEILING SHALL BE PLACED ACCORDING TO THE REFLECTED CEILING PLAN. PRIOR TO FABRICATION OR INSTALLATION OF ANY MATERIAL, THE VARIOUS SUBCONTRACTORS INVOLVED WILL COORDINATE THEIR WORK SO THAT THERE WILL BE NO CONFLICT WITH EITHER THE STRUCTURE OR THE CEILING PLAN. REPORT ANY DISCREPANCIES TO THE ARCHITECT PRIOR TO FABRICATION OR INSTALLATION.

ROOF FRAMING PLAN

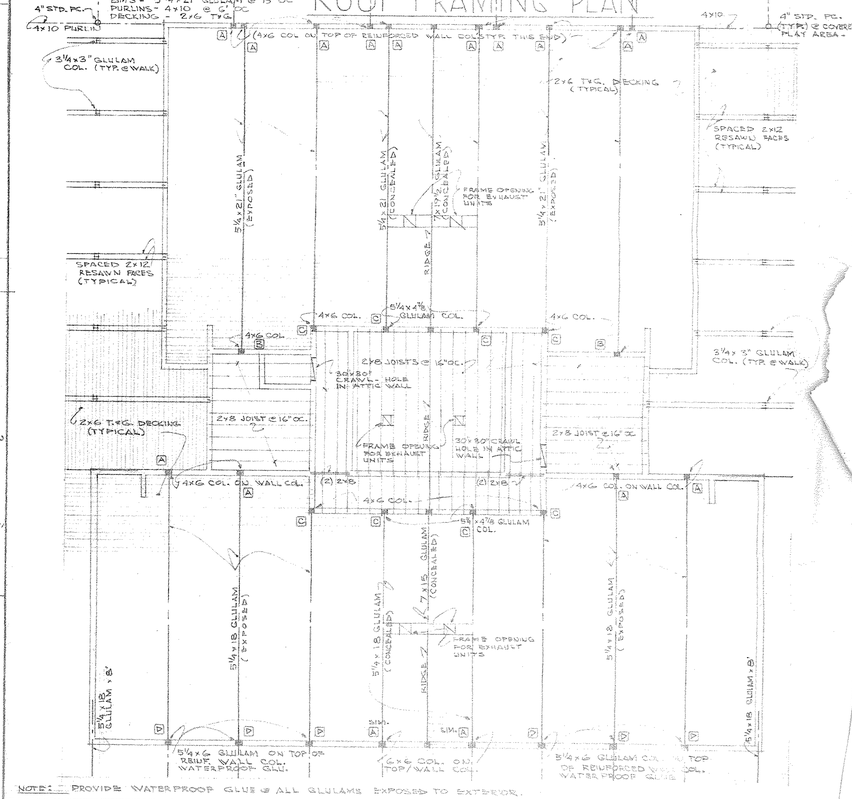

NOTE: PROVIDE WATERPROOF GLUE @ ALL GLULAMS EXPOSED TO EXTERIOR.

ARCHITECTS
WAYNE STRUBLE
MEDFORD, OREGON
REGISTERED ARCHITECT
STATE OF OREGON