FAN #1 NRTP.B-A2-D.250-G15-NCA24HPFA - COMBINATION UNIT W/ HEATER (GEF-1 / MAU-1)
1. COMBINATION UNIT WITH AN UPBLAST CENTRIFUGAL HIGH PRESSURE EXHAUST FAN WITH A 24.75" WHEEL AND A #2 MODULAR DIRECT-FIRED MAKE-UP AIR UNIT WITH A 15" BLOWER WHEEL RATED FOR A MAXIMUM OF 275,000 BTUS.
2. TRUNKLINE W/INTAKE HOOD W/EZ FILTERS-LOW CFM
3. DOWN DISCHARGE - AIR FLOW RIGHT -> LEFT
4. GREASE CUP FOR KITCHEN-DUTY CENTRIFUGAL EXHAUST FANS.
BOX DIMENSIONS 17-1/8 L X 5-1/16 W X 3-3/4 H (18 GA) (INCLUDES DOWN SPOUT)
5. COOLING INTERLOCK RELAY. 24VAC COIL. 120V CONTACTS. LOCKS OUT BURNER CIRCUIT WHEN AC IS ENERGIZED.
6. MOTORIZED BACK DRAFT DAMPER 22.75" X 24" FOR SIZE 2 STANDARD & MODULAR DIRECT FIRED HEATERS W/EXTENDED SHAFT, STANDARD GALVANIZED CONSTRUCTION, 3/4" REAR FLANGE. LF120S ACTUATOR INCLUDED
7. LOW FIRE START. ALLOWS THE BURNER CIRCUIT TO ENERGIZE WHEN THE MODULATION CONTROL IS IN A LOW FIRE POSITION.
8. GAS PRESSURE GAUGE, 0-35", 2.5" DIAMETER, 1/4" THREAD SIZE
9. GAS PRESSURE GAUGE, -5 TO +15 INCHES WC, 2.5" DIAMETER, 1/4" THREAD SIZE
10. EXTRA SET OF V-BELTS. ONLY TO BE ORDERED AS FAN OPTION AT TIME FAN IS ORDERED.

SUPPLY SIDE HEATER INFORMATION:

WINTER TEMPERATURE = 12°F. TEMP. RISE = 68°F.
BTUs CALCULATED OFF ACTUAL AIR DENSITY
OUTPUT BTUs AT ALTITUDE OF 0.0 ft. = 215424
INPUT BTUs AT ALTITUDE OF 0.0 ft. = 234157
OUTPUT BTUs AT ALTITUDE OF 3002 ft. = 206790
INPUT BTUs AT ALTITUDE OF 3002 ft. = 224772

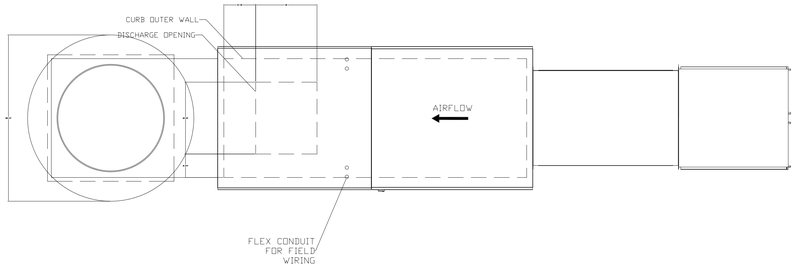

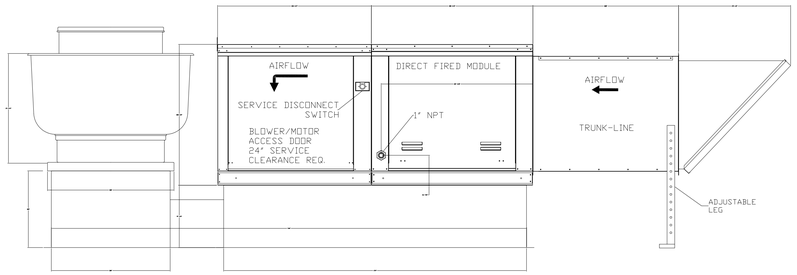

FAN #2 DU33HFA - EXHAUST FAN (KEF-1)

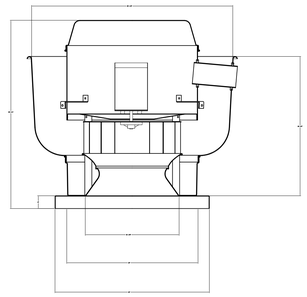

FEATURES:

- DIRECT DRIVE CONSTRUCTION (NO BELTS/PULLEYS)
- ROOF MOUNTED FANS
- UL705
- VARIABLE SPEED CONTROL
- INTERNAL WIRING
- WEATHERPROOF DISCONNECT
- THERMAL OVERLOAD PROTECTION (SINGLE PHASE)

OPTIONS

ECM WIRING PACKAGE-EXHAUST FANS - MANUAL SPEED CONTROL.
SCR-11 BIRD SCREEN
I 15-BDD DAMPER

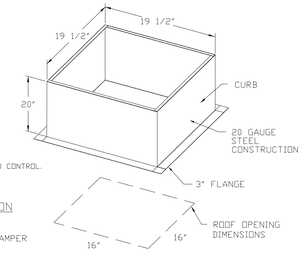

BACKDRAFT DAMPER INSTALLATION

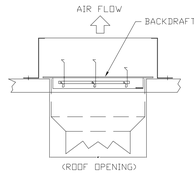

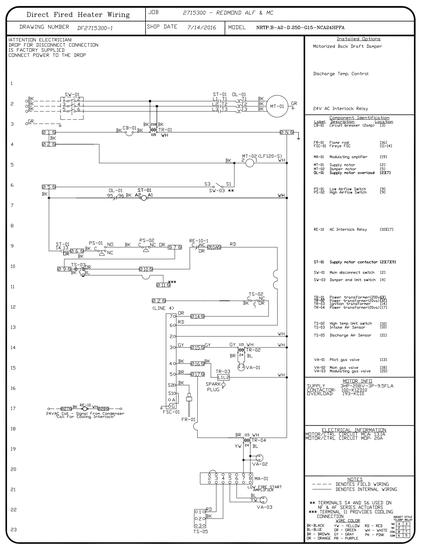

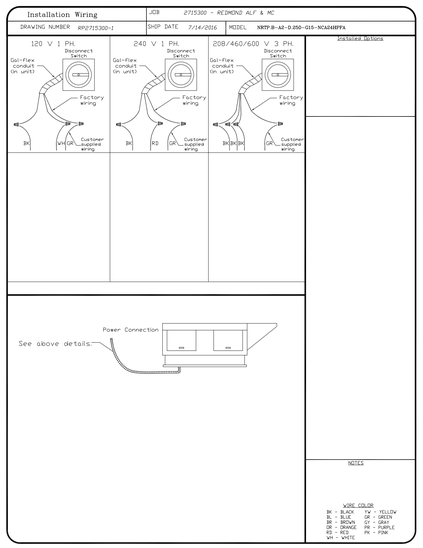

EXHAUST FAN INFORMATION - Job#2715300

FAN UNIT NO.	TAG	FAN UNIT MODEL #	CFM	ESP.	RPM	H.P.	B.H.P.	ø	VOLT	FLA	WEIGHT (LBS.)	SONES
1	GEF-1 / MAU-1	NRTP.B-A2-D.250-G15-NCA24HPFA	4795	1.500	1080	3.000	2.0470	3	208	9.5	1108	22
2	KEF-1	DU33HFA	600	0.750	1504	0.333	0.2080	1	115	4.4	58	11.8

MUA FAN INFORMATION - Job#2715300

FAN UNIT NO.	TAG	FAN UNIT MODEL #	BLOWER	HOUSING	CFM	ESP.	RPM	H.P.	B.H.P.	ø	VOLT	FLA	WEIGHT (LBS.)	SONES	BURNER EFFICIENCY(%)
1	GEF-1 / MAU-1	NRTP.B-A2-D.250-G15-NCA24HPFA	G15-PB	A2-D.250B	3000	1.000	1029	3.000	1.9020	3	208	9.5	1108	19.3	92

GAS FIRED MAKE-UP AIR UNIT(S)

FAN UNIT NO.	TAG	INPUT BTUs	OUTPUT BTUs	TEMP. RISE	REQUIRED INPUT GAS PRESSURE	GAS TYPE
1	GEF-1 / MAU-1	224772	206790	68 deg F	7 in. w.c. - 14 in. w.c.	Natural

FAN OPTIONS

FAN UNIT NO.	TAG	OPTION (Qty. - Descr.)
1	GEF-1 / MAU-1	1 - Grease Box
		1 - AC Interlock Relay - 24VAC Coil
		1 - Motorized Backdraft Damper for A2-D Housing
		1 - Low Fire Start
		1 - Inlet Pressure Gauge, 0-35"
		1 - Manifold Pressure Gauge, -5 to 15" wc
		1 - Extra Set of Belts
2	KEF-1	1 - ECM Wiring Package-Exhaust Fans - Manual Speed Control.
		1 - SCR-11 Bird Screen
		1 - I 15-BDD Damper

CURB ASSEMBLIES

NO.	ON FAN	WEIGHT	ITEM	SIZE
1	# 1	118 LBS	Curb	31.000"W x 124.000"L x 20.000/20.000"H Insulated Vented
	# 1		Rail	4.000"W x 4.000"L x 36.000"H
2	# 2	27 LBS	Curb	19.500"W x 19.500"L x 20.000"H

FOR QUESTIONS, CALL
KURT CURTIS: REGIONAL MANAGER
PHONE: (360) 828-5418
FAX: (919) 227-5983
EMAIL: kurt.curtis@captiveaire.com

REVISIONS

	DESCRIPTION	DATE:
1		
2		
3		
4		

CAPTIVEAIRE
OREGON OFFICE
2702 NE 114th Ave. Suite 2, Vancouver, WA. 98684 PHONE: (360) 828-5418 FAX: (919) 227-5983 EMAIL: reg90@captiveaire.com
www.captiveaire.com

REDMOND ALF & MC
REDMOND, OR, 97756

DATE: 7/14/2016

DWG.#: 2715300

DRAWN BY: kcurtis

SCALE: 3/4" = 1'-0"

MASTER DRAWING

SHEET NO. 1

PROGRESS SET

REDMOND ADULT LIVING AND MEMORY CARE FACILITY

Revisions:

Drawing Title:

MECHANICAL LEGENDS AND EQUIPMENT SCHEDULES

Date :	Drawn By :
Revised Date :	Project No.
Stamp	Sheet No.
PRELIMINARY - NOT FOR CONSTRUCTION	M6.3

of

BLRB ARCHITECTS, P.S.