

TELCOM SYMBOL LIST

SIGNAL SYMBOLS	
	TELEPHONE OUTLET +18" A.F.F.
	WALL TELEPHONE OUTLET +48" A.F.F.
	CABLE FOR WIRELESS ACCESS POINT
	(2) PORTS PER OUTLET +18" A.F.F., U.O.N.
	'C' INDICATES OUTLET ABOVE COUNTER
	'X' INDICATES CABLE/PORT COUNT IN FP
	OUTLET IN FLOOR BOX (2) PORTS U.O.N.
	OUTLET INSTALLED IN POKE-THROUGH
	CATV OUTLET +18" A.F.F., U.O.N.
	JUNCTION BOX
	AUDIO/VISUAL OUTLET +18" A.F.F., U.O.N.
	CLOCK
	FLOOR STANDING DATA RACK
	DOUBLE SIDED VERTICAL CABLE MANAGER
	LADDER RACK/ CABLE TRAY

WIRING SYMBOLS

	CONDUIT SIZE
	CONDUIT (UNDER SLAB OR FLOOR)
	FLEXIBLE CONNECTION
	CONDUIT, STUBBED & CAPPED

FIRE ALARM SYMBOLS	
	FIRE ALARM MANUAL PULL STATION, +48" A.F.F.
	MAGNETIC DOOR HOLDER
	SMOKE DETECTOR, DUCT, IONIZATION TYPE W/SAMPLING TUBE
	SMOKE DETECTOR, DUCT, PHOTO TYPE W/SAMPLING TUBE
	SMOKE DETECTOR, IONIZATION TYPE
	SMOKE DETECTOR, PHOTO TYPE
	HEAT DETECTOR, RATE-OF-RISE OR FIXED TEMP.
	FIRE MAIN FLOW DETECTION SWITCH
	FIRE MAIN TAMPER DETECTION SWITCH
	FIRE ALARM BELL, +80" A.F.F., U.O.N.
	FIRE ALARM HORN, +80" A.F.F.
	FIRE ALARM HORN/STROBE, +80" TO 96" A.F.F.
	FIRE ALARM STROBE, +80" TO 96" A.F.F.
	FIRE ALARM INPUT MODULE
	FIRE ALARM OUTPUT MODULE
	FIRE ALARM CONTROL PANEL
	FIRE ALARM REMOTE ANNUNCIATOR
	STAND ALONE - RESIDENTIAL SMOKE DETECTOR 120V W/ BATTERY
	CARBON MONOXIDE DETECTOR RESIDENTIAL 120V W/ BATTERY

NOTATIONS

	DRAWING NOTE
	DETAIL REFERENCE: TOP=DETAIL NO., BOTTOM=SHEET NO.
	MECHANICAL EQUIPMENT MARK NO. (SEE EQUIPMENT SCHEDULE)
	EQUIPMENT NO. (SEE EQUIPMENT SCHEDULE)

SECURITY SYMBOLS	
	CCTV CAMERA
	DOMA CAMERA (W/ PTZ OR FIX)
	INTRUSION SENSOR ('X' INDICATES DEG. OF COVERAGE)
	GLASS BREAK SENSOR
	DOOR POSITION SENSOR
	KEYPAD +48" A.F.F.
	PROXIMITY CARD READER +48" A.F.F.
	ELECTRIC LATCH/LOCK
	REQUEST TO EXIT DEVICE

APPROX. CAMERA VIEW

EMERGENCY CALL SYMBOLS

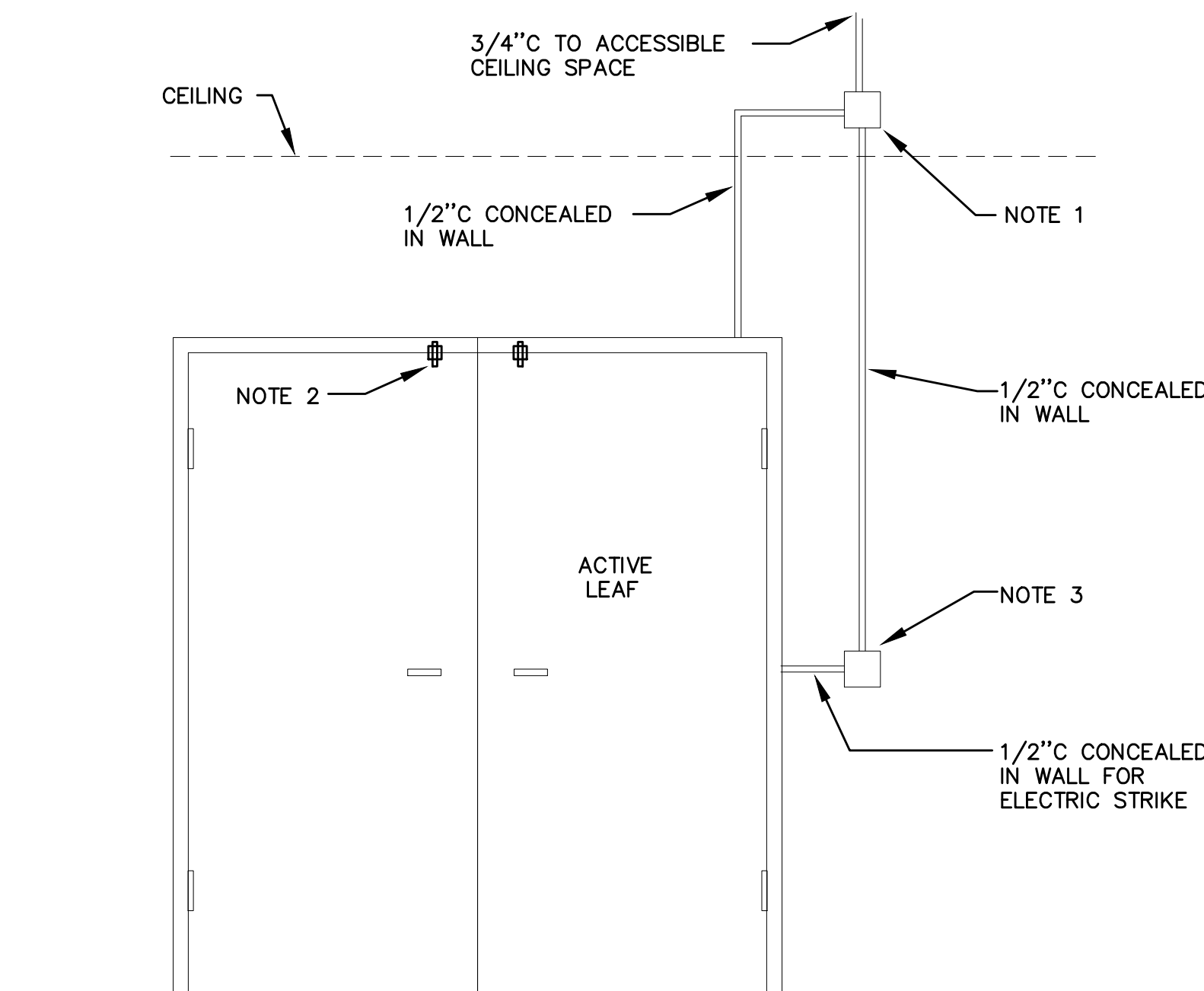
	PULL CORD STATION
	PUSH BUTTON STATION
	MASTER STATION
	WIRELESS CALL LOCATOR
	WIRELESS CALL REPEATER
	INDICATOR LIGHT
	WANDER GUARD DEVICE
	STAFF STATION

PAGING/INTERCOM SYMBOLS

	CEILING MOUNTED SPEAKER
	WALL MOUNTED SPEAKER
	INTERCOM CALL SWITCH
	SIGNAL HORN
	VOLUME CONTROL +48" A.F.F.
	HOMERUN TO EQUIPMENT
	ZONE INDICATION
	SPEAKER CONNECTION, NOT INDICATING CABLE PATH

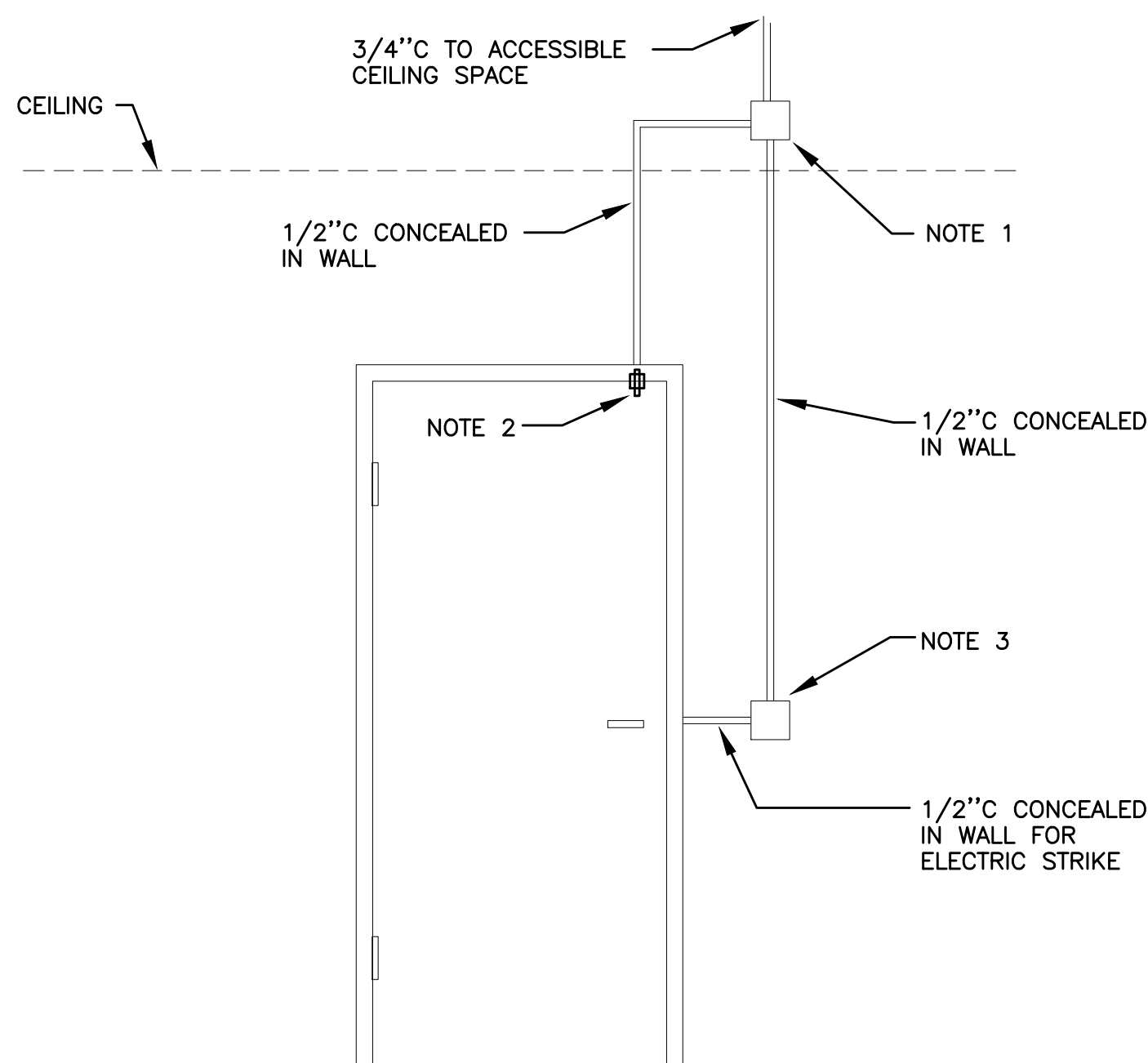
ABBREVIATIONS	
A.F.F.	ABOVE FINISHED FLOOR
APP.	APPROXIMATE
C	CONDUIT
C.O.	CONDUIT ONLY
CATV	CABLE TELEVISION
CCTV	CLOSED CIRCUIT TELEVISION
CLG	CEILING MOUNTED
(E)	EXISTING
FACP	FIRE ALARM CONTROL PANEL
FP	FACEPLATE
FIX	FIX POSITION CAMERA
FS	FLOW SWITCH (SEE FIRE ALARM SYMBOLS)
FSD	FIRE/SMOKE DAMPER
GND	GROUND
I R	INFRARED
JB	JUNCTION BOX
N.I.C.	NOT IN CONTRACT
OFCI	OWNER FURNISHED, CONTRACTOR INSTALLED
OFOI	OWNER FURNISHED, OWNER INSTALLED
P.A.	PUBLIC ADDRESS
P.E.T.	PROTECTIVE ENTRANCE TERMINAL
BOZ	BOMB/BLAST/EXPLOSION CAMERA
TS	TAMPER SWITCH (SEE FIRE ALARM SYMBOLS)
TTB	TELEPHONE TERMINAL BOARD
TYP.	TYPICAL
U.G.	UNDERGROUND
U.O.N.	UNLESS OTHERWISE NOTED
W.G.	WIRE GUARD
W.P.	WEATHERPROOF
X.P.	EXPLOSION PROOF

NOTE: SOME OF THE SYMBOLS AND ABBREVIATIONS ON THIS LIST MAY NOT APPLY TO THIS PROJECT.



SECURITY ROUGH-IN NOTES

- 4 SQUARE J-BOX 0'-6" ABOVE FINISHED CEILING, VERIFY WITH ARCHITECT.
- DOOR STATUS CONTACT, ONLY NEEDED WHEN STRIKE DOES NOT HAVE INTEGRAL SWITCH.
- DBL GANG BOX, PROVIDE SNGL GANG REDUCER RING IF NEEDED BY SECURITY DEVICE. COORDINATE WITH ARCHITECT TO MEET ADA REQUIREMENTS.



SECURITY ROUGH-IN NOTES

- 4 SQUARE J-BOX 0'-6" ABOVE FINISHED CEILING, VERIFY WITH ARCHITECT.
- DOOR STATUS CONTACT, ONLY NEEDED WHEN STRIKE DOES NOT HAVE INTEGRAL SWITCH.
- DBL GANG BOX, PROVIDE SNGL GANG REDUCER RING IF NEEDED BY SECURITY DEVICE. COORDINATE WITH ARCHITECT TO MEET ADA REQUIREMENTS.

1 ACCESS CONTROL ROUGH-IN DOUBLE DOOR
T1.10 NTS

1 ACCESS CONTROL ROUGH-IN SINGLE DOOR
T1.10 NTS



PLAN NOTES


EXISTING ELECTRICAL IN THIS AREA TO REMAIN.

EXISTING DEVICE TO BE RELOCATED TO NEW SURFACE. EXTEND EXISTING BRANCH CIRCUIT TO SERVE DEVICE IN NEW LOCATION. SEE POWER PLAN.


FIRE ALARM AND DETECTION SYSTEM IS A DEFERRED SUBMITTAL SYSTEM REQUIRING THE CONTRACTOR TO COMPLETE THE PERMIT READY DESIGN AND CALCULATIONS AS REQUIRED PER THE AUTHORITY HAVING JURISDICTION. VERIFY BUILDING OCCUPANCY TYPE AND OCCUPANT LOAD WITH ARCHITECTURAL PLANS.

MFA INC. Consulting Engineers
2007 S.E. Ash St.
Portland, OR 97214
PHN: (503) 234-0548
FAX: (503) 234-0677
WWW.MFA-ENG.COM
CONTACT: Gary Adovnik

CLARK KJOS
ARCHITECTS, LLC



SLCH - ED and Surgery
Samaritan Health Services: Lebanon Community Hospital
525 N. Santiam Highway, Lebanon, OR 97355



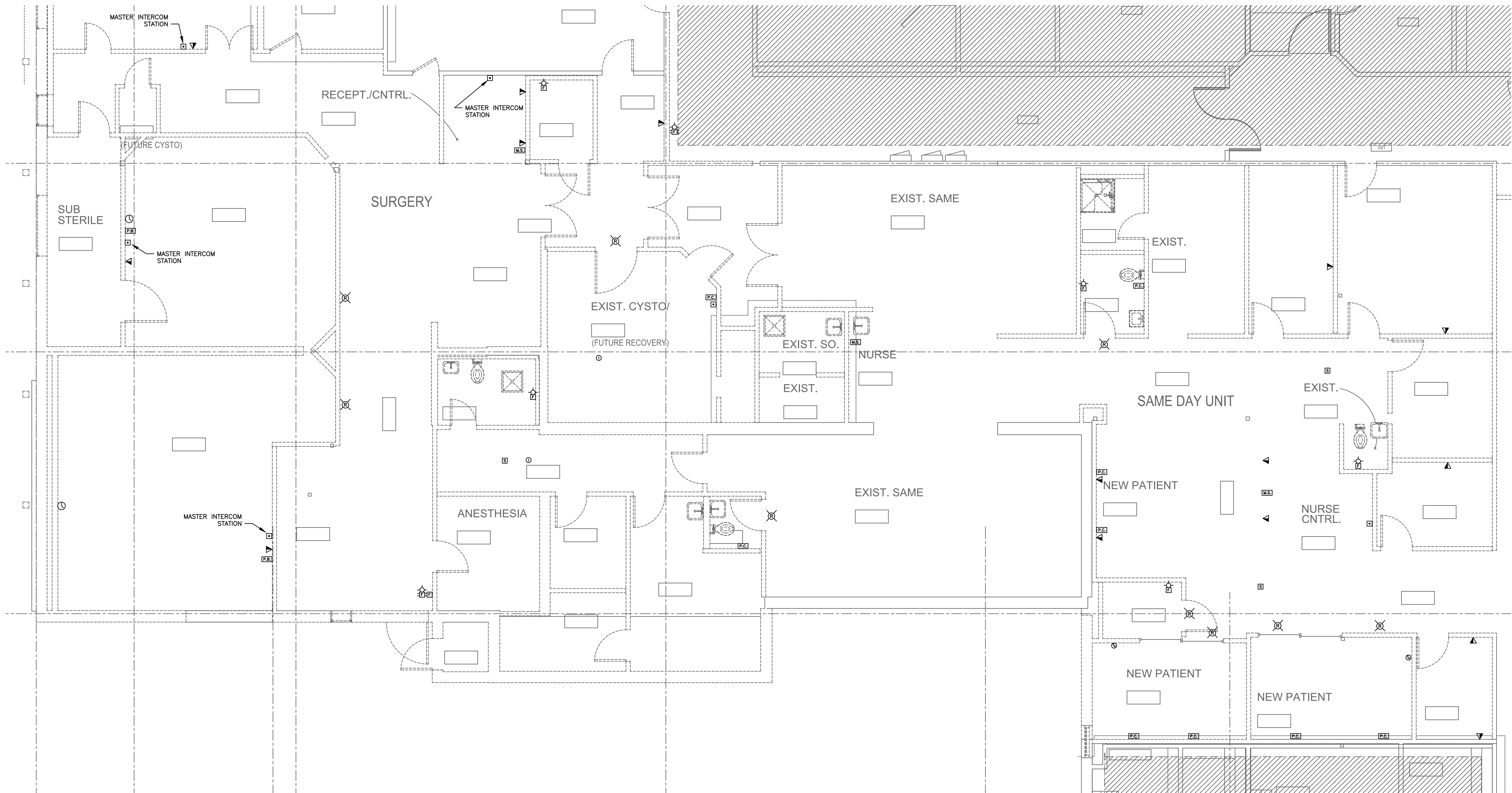
ISSUE DATE: 06.05.2015
REVISIONS:

**PARTIAL
DEMO PLAN -
TELCOM**

T1.12

Permit Set

Portland, OR 97209
333 NW 5th Ave.
Phone: 503/224-4848
Fax: 503/224-7116

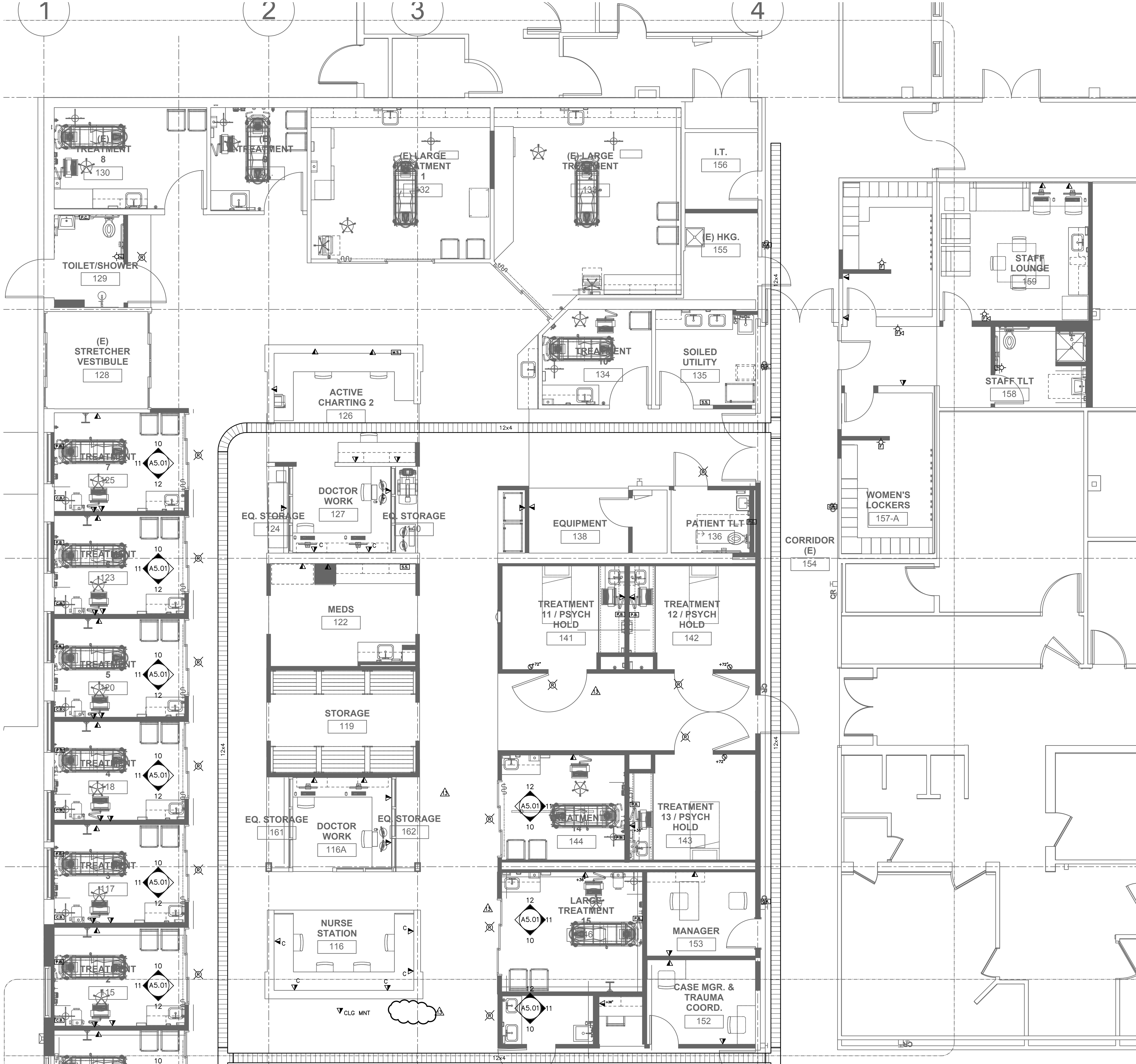


1 PARTIAL DEMO PLAN - TELCOM
T1.13 SCALE: 1/4" = 1'-0"

FIRE ALARM AND DETECTION SYSTEM IS A DEFERRED SUBMITTAL SYSTEM REQUIRING THE CONTRACTOR TO COMPLETE THE PERMIT READY DESIGN AND CALCULATIONS AS REQUIRED PER THE AUTHORITY HAVING JURISDICTION. VERIFY BUILDING OCCUPANCY TYPE AND OCCUPANT LOAD WITH ARCHITECTURAL PLANS.

**M
F
A
INC.** Consulting Engineers
2007 S.E. Ash St.
Portland, OR 97214
PHN: (503) 234-0548
FAX: (503) 234-0677
WWW.MFIA-ENG.COM
CONTACT: Gary Adovnik





- GENERAL NOTES:**
- A. FOR VOICE/DATA OUTLETS PROVIDE A SINGLE GANG MUD-RING WITH A 1" CONDUIT FROM THE TOP OF THE MUD-RING TO ACCESSIBLE CEILING SPACE. TERMINATE CONDUIT WITH END CONNECTORS AND THREAD ON PLASTIC BUSHING FOR CABLE PROTECTION. OUTLET SHALL BE AT THE SAME HEIGHT AS ADJACENT POWER OUTLET AND LESS THAN 18" SEPARATION. COORDINATE WITH ELECTRICAL.
 - B. COORDINATE ALL DEVICE LOCATIONS WITH LATEST ARCHITECTURAL INTERIOR ELEVATIONS TO VERIFY DEVICES WILL NOT BE OBSTRUCTED.
 - C. PROVIDE PULL STRING IN ALL CONDUITS FOR LATER USE.
 - D. ALL PENETRATIONS THROUGH FIREWALLS WILL NEED FIRESTOP OF THE APPROPRIATE RATING.

1 PARTIAL FLOORPLAN - TELCOM
T3.11 SCALE: 1/4" = 1'-0"

FIRE ALARM AND DETECTION SYSTEM IS A DEFERRED SUBMITTAL SYSTEM REQUIRING THE CONTRACTOR TO COMPLETE THE PERMIT READY DESIGN AND CALCULATIONS AS REQUIRED PER THE AUTHORITY HAVING JURISDICTION. VERIFY BUILDING OCCUPANCY TYPE AND OCCUPANT LOAD WITH ARCHITECTURAL PLANS.

MFA Consulting Engineers
2007 S.E. Ash St.
Portland, OR 97214
PH: (503) 234-0648
FAX: (503) 234-0677
INC. WWW.MFA-ENG.COM
CONTACT: Gary Adovnik

CLARK KIOS
ARCHITECTS, LLC
333 NW 5th Ave
Portland, OR 97209
Phone: 503.224.4848
FAX: 503.224.4848



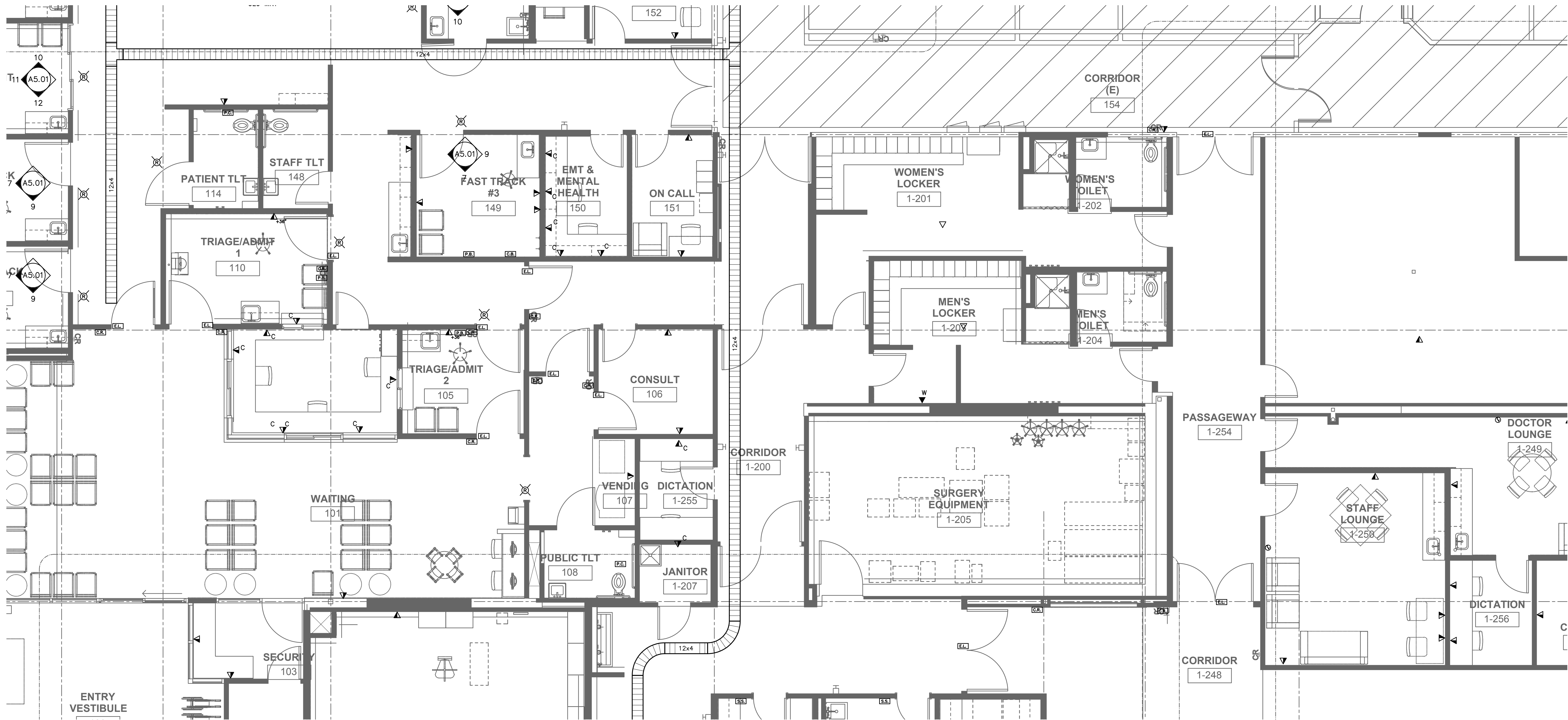
SLCH - ED and Surgery
Samaritan Health Services: Lebanon Community Hospital
525 N. Santiam Highway, Lebanon, OR 97355



ISSUE DATE: 06.05.2015
REVISIONS:
OAR REV. 9-14-15
SAME DAY REV. 10-5-15
ASI - 07 02-25-16
CCD #06 5/01/17
CCD #10 1/12/18

PARTIAL FLOORPLAN - TELCOM
T3.11

Permit Set



1
T3.12 PARTIAL FLOORPLAN - TELCOM
SCALE: 1/4" = 1'-0"

GENERAL NOTES:

- A. FOR VOICE/DATA OUTLETS PROVIDE A SINGLE GANG MUD-RING WITH A 1" CONDUIT FROM THE TOP OF THE MUD-RING TO ACCESSIBLE CEILING SPACE. TERMINATE CONDUIT WITH END CONNECTORS AND THREAD ON PLASTIC BUSHING FOR CABLE PROTECTION. OUTLET SHALL BE AT THE SAME HEIGHT AS ADJACENT POWER OUTLET AND LESS THAN 18" SEPARATION. COORDINATE WITH ELECTRICAL.
- B. COORDINATE ALL DEVICE LOCATIONS WITH LATEST ARCHITECTURAL INTERIOR ELEVATIONS TO VERIFY DEVICES WILL NOT BE OBSTRUCTED.
- C. PROVIDE PULL STRING IN ALL CONDUITS FOR LATER USE.
- D. ALL PENETRATIONS THROUGH FIREWALLS WILL NEED FIRESTOP OF THE APPROPRIATE RATING.

FIRE ALARM AND DETECTION SYSTEM IS A DEFERRED SUBMITTAL SYSTEM REQUIRING THE CONTRACTOR TO COMPLETE THE PERMIT READY DESIGN AND CALCULATIONS AS REQUIRED PER THE AUTHORITY HAVING JURISDICTION. VERIFY BUILDING OCCUPANCY TYPE AND OCCUPANT LOAD WITH ARCHITECTURAL PLANS.

M Consulting Engineers
2007 S.E. Ash St.
Portland, OR 97214
PH: (503) 234-0648
FAX: (503) 234-0677
INC. WWW.MFIA-ENG.COM
CONTACT: Gary Adovnik



ISSUE DATE: 06.05.20


REVISIONS:

- △ OAR REV. 9-14-15
- △ SAME DAY REV. 10-
- △ ASI - 07 02-2
- △ CCD #06 5/01/17

PARTIAL
FLOORPLAN -
TELCOM

T3.12

SLCH - ED and Surgery
Samaritan Health Services: Lebanon Community Hospital
525 N. Santiam Highway, Lebanon, OR 97355



CLARK KLOS ARCHITECTS, LLC
333 NW 5th Ave.
Portland, OR 97209



GENERAL NOTES:

- A. FOR VOICE/DATA OUTLETS PROVIDE A SINGLE GANG MUD-RING WITH A 1" CONDUIT FROM THE TOP OF THE MUD-RING TO ACCESSIBLE CEILING SPACE. TERMINATE CONDUIT WITH END CONNECTORS AND THREAD ON PLASTIC BUSHING FOR CABLE PROTECTION. OUTLET SHALL BE AT THE SAME HEIGHT AS ADJACENT POWER OUTLET AND LESS THAN 18" SEPARATION. COORDINATE WITH ELECTRICAL.
- B. COORDINATE ALL DEVICE LOCATIONS WITH LATEST ARCHITECTURAL INTERIOR ELEVATIONS TO VERIFY DEVICES WILL NOT BE OBSTRUCTED.
- C. PROVIDE PULL STRING IN ALL CONDUITS FOR LATER USE.
- D. ALL PENETRATIONS THROUGH FIREWALLS WILL NEED FIRESTOP OF THE APPROPRIATE RATING.

1 PARTIAL FLOORPLAN - TELCOM
T3.13 SCALE: 1/4" = 1'-0"


FIRE ALARM AND DETECTION SYSTEM IS A DEFERRED SUBMITTAL SYSTEM REQUIRING THE CONTRACTOR TO COMPLETE THE PERMIT READY DESIGN AND CALCULATIONS AS REQUIRED PER THE AUTHORITY HAVING JURISDICTION. VERIFY BUILDING OCCUPANCY TYPE AND OCCUPANT LOAD WITH ARCHITECTURAL PLANS.

M Consulting Engineers
2007 S.E. Ash St.
Portland, OR 97214
PHN: (503) 234-0548
FAX: (503) 234-0677
INC. WWW.MFIA-ENG.COM
CONTACT: Gary Adovnik

SLCH - ED and Surgery

Samaritan Health Services: Lebanon Community Hospital

525 N. Santiam Highway, Lebanon, OR 97355




ISSUE DATE: 06.05.2015
REVISIONS:

- Δ OAR REV. 9-14-15
Δ SAME DAY REV. 10-5-15
Δ ASI -07 02-25-16
Δ CCD-001 05-11-16

PARTIAL
FLOORPLAN -
TELCOM

T3.13



CLARK KLOS ARCHITECTS, LLC

333 NW 5th Ave.
Phone: 503/224-4848
Fax: 503/224-7116

Portland, OR 97209

Permit Set



1 PARTIAL FLOORPLAN - TELCOM
T3.14 SCALE: 1/4" = 1'-0"


GENERAL NOTES:

- A. FOR VOICE/DATA OUTLETS PROVIDE A SINGLE GANG MUD-RING WITH A 1" CONDUIT FROM THE TOP OF THE MUD-RING TO ACCESSIBLE CEILING SPACE. TERMINATE CONDUIT WITH END CONNECTORS AND THREAD ON PLASTIC BUSHING FOR CABLE PROTECTION. OUTLET SHALL BE AT THE SAME HEIGHT AS ADJACENT POWER OUTLET AND LESS THAN 18" SEPARATION. COORDINATE WITH ELECTRICAL.
- B. COORDINATE ALL DEVICE LOCATIONS WITH LATEST ARCHITECTURAL INTERIOR ELEVATIONS TO VERIFY DEVICES WILL NOT BE OBSTRUCTED.
- C. PROVIDE PULL STRING IN ALL CONDUITS FOR LATER USE.
- D. ALL PENETRATIONS THROUGH FIREWALLS WILL NEED FIRESTOP OF THE APPROPRIATE RATING.

FIRE ALARM AND DETECTION SYSTEM IS A DEFERRED SUBMITTAL SYSTEM REQUIRING THE CONTRACTOR TO COMPLETE THE PERMIT READY DESIGN AND CALCULATIONS AS REQUIRED PER THE AUTHORITY HAVING JURISDICTION. VERIFY BUILDING OCCUPANCY TYPE AND OCCUPANT LOAD WITH ARCHITECTURAL PLANS.

MHA Consulting Engineers
2007 S.E. Ash St.
Portland, OR 97214
PHN: (503) 234-0548
FAX: (503) 234-0677
WWW.MHA-ENG.COM
CONTACT: Gary Adovnik

SLCH - ED and Surgery
Samaritan Health Services: Lebanon Community Hospital
525 N. Santiam Highway, Lebanon, OR 97355




ISSUE DATE: 06.05.2015
REVISIONS:

- △ OAR REV. 9-14-15
△ SAME DAY REV. 10-5-15
△ CCD-001 05-11-11

PARTIAL
FLOORPLAN -
TELCOM

T3.14



CLARK KJOS
ARCHITECTS, LLC

333 NW 5th Ave.
Portland, OR 97209
Phone: 503/224-4848
Fax: 503/224-7116